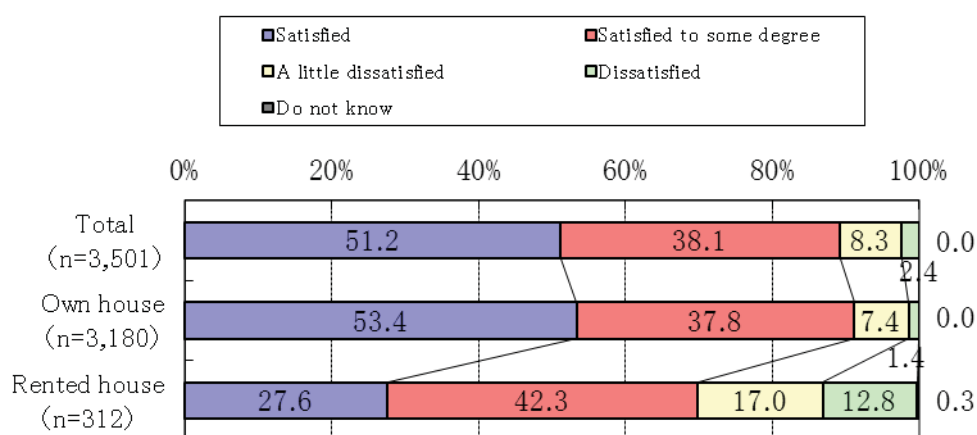


## 6 Elderly persons' living environment

### ○90% of elderly persons are satisfied with their present dwelling

- When asked about their satisfaction with the present dwelling, people aged 60 years or over who said that they are “satisfied” or “satisfied to some degree” were 89.3% in total, with their own house are 91.2%, with a rented house are 69.9% (Chart 1-2-35).

Chart 1-2-35 Satisfaction level about the present dwelling



Source: Cabinet Office "Opinion poll about older persons' everyday life" (2009)

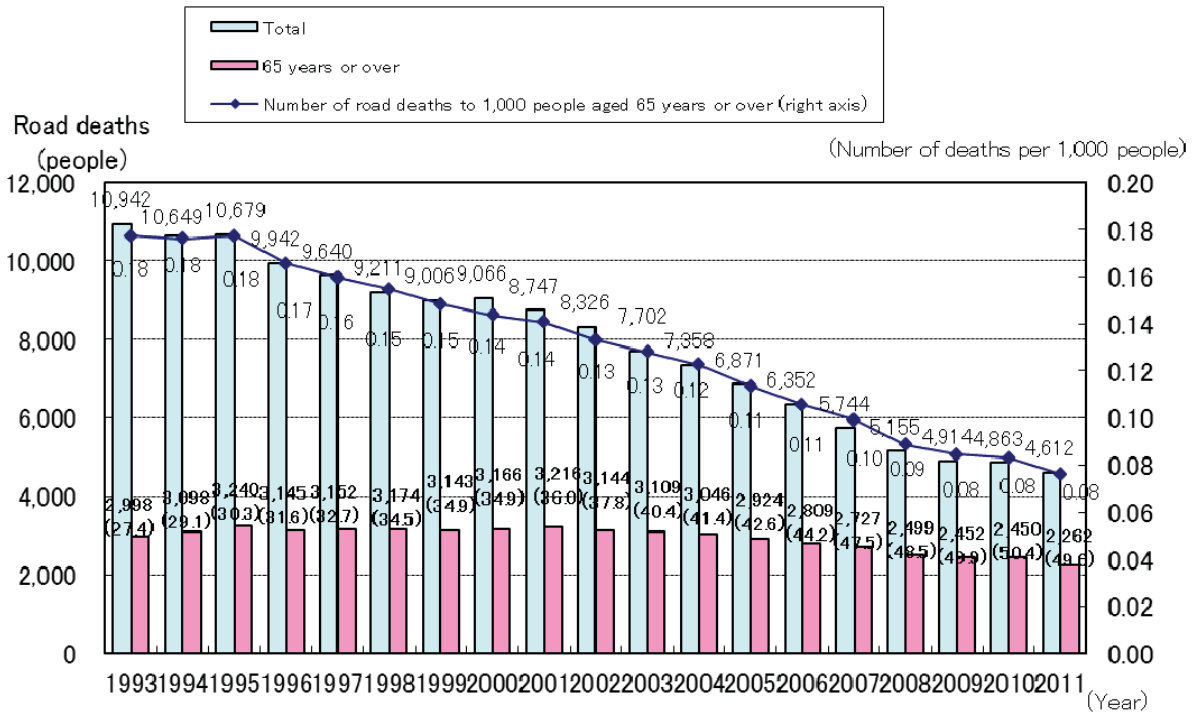
(Note 1) The survey was carried out nationwide on men and women over 60

(Note 2) The difference (n=9) between the total number and the number of people answered "own house" and "rented house" is provided housing, etc.

### ○Number of elderly people killed in car accidents is decreasing

- The number of elderly persons aged 65 years or older killed in car accidents in 2011 is 2,262 people, less than in the previous year, but the proportion to the total number of road deaths is 49.0%, which accounts for nearly half of them (Chart 1-2-36).

Chart 1-2-36 Transition in number of road deaths by age

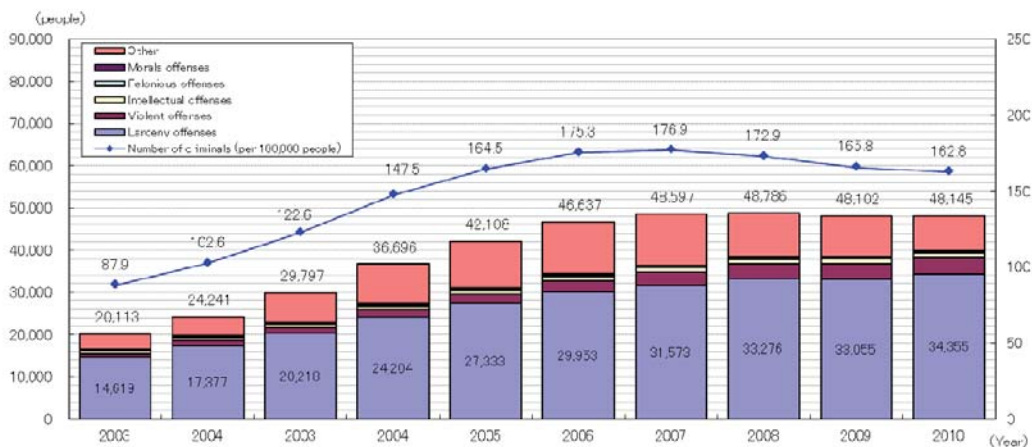


Source: prepared by the Cabinet Office from "Statistics of traffic accidents", "About the situation on character of fatal traffic accidents and crackdowns on the Road Traffic Law violations during 2011" for 2011 by the National Police Agency, "Population Estimates" by the Ministry of Internal Affairs and Communications  
 (Note) In brackets ( ) is the percentage of people aged 65 years or over in the total number of road deaths.

○Crimes committed by elderly people

- The number of people aged 65 years or over arrested for Penal Code offenses in 2010 as compared to 2001 grew about 2.4 times and the percentage of criminals – about 2 times (Chart 1-2-37).

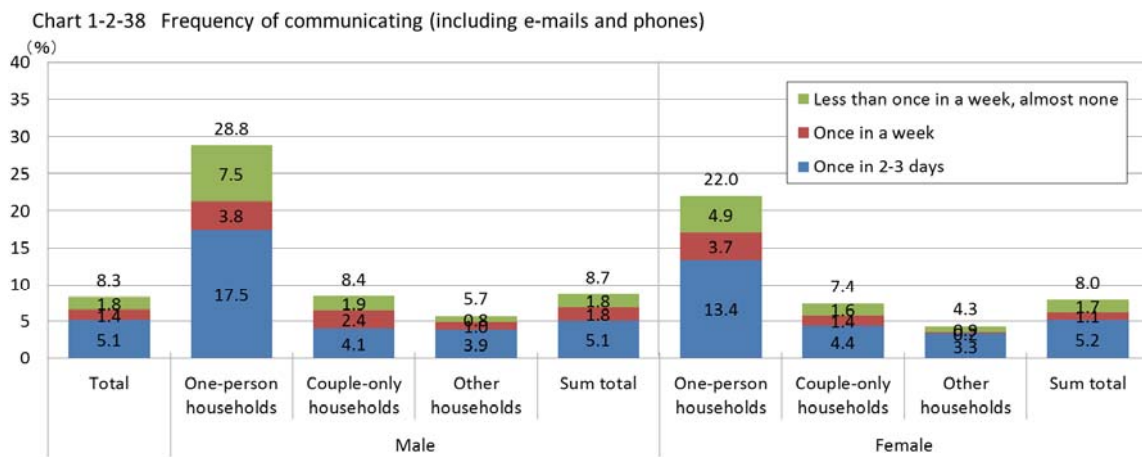
Chart 1-2-37 Crimes committed by people aged 65 years or over (the number of people aged 65 years or over arrested for criminal cases classified by types of crimes and the percentage of criminals)



Source: National Police Agency "Crime situation in 2010"

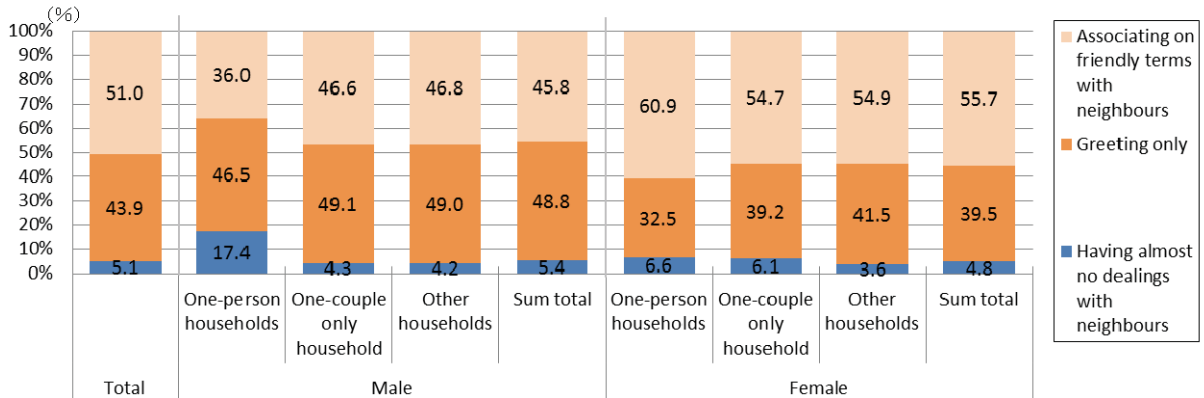
○ **Among men living alone, there are a lot of people who do not have anyone to rely on or who have few people to communicate with**

- Regarding the frequency of communicating (including e-mails and phones) among people aged 60 years or over, although people who talk every day account for 90% in total, in one-person households there are a lot of people who talk “once in 2-3 days” or less, with 28.8% for one-male households and with 22.0% for one-female households (Chart 1-2-38).
- Interaction among neighbors goes as follows: “associating on friendly terms with neighbours” is the most popular answer with 51.0% of the respondents, “greeting only” is 43.9%, and “having almost no dealings with neighbours” is 5.1%. Examining by gender and family structure, there are a lot of men living alone “having almost dealings with neighbours” (17.4%), on the contrary, there are a lot of women living alone “associating on friendly terms with neighbours” (60.9%) (Chart 1-2-39).
- In addition, in case of illness, when one is not able to do things necessary for everyday life (changing a bulb or trimming of the garden), the proportion of people who “have no one to rely on” for help is 2.4% in total, but among men living alone it rises to 20.0% (Chart 1-2-40).



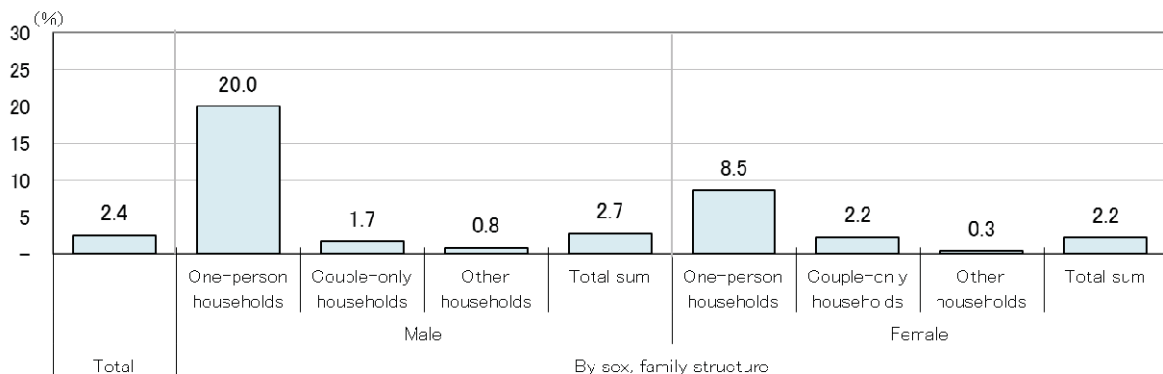
Source: Cabinet Office "Opinion poll about older people's economic life" (2011)  
 (Note 1) The survey was carried out nationwide on men and women over 60  
 (Note 2) Answers besides cited above are "Every day" and "Do not know"

Chart 1-2-39 Interactions among neighbours



Source: Cabinet Office "Opinion poll about older persons' housing and living environment" (2010)  
 (Note) The survey was carried out nationwide on men and women over 60

Chart 1-2-40 Percentage of people who do not have anyone to rely on when in trouble



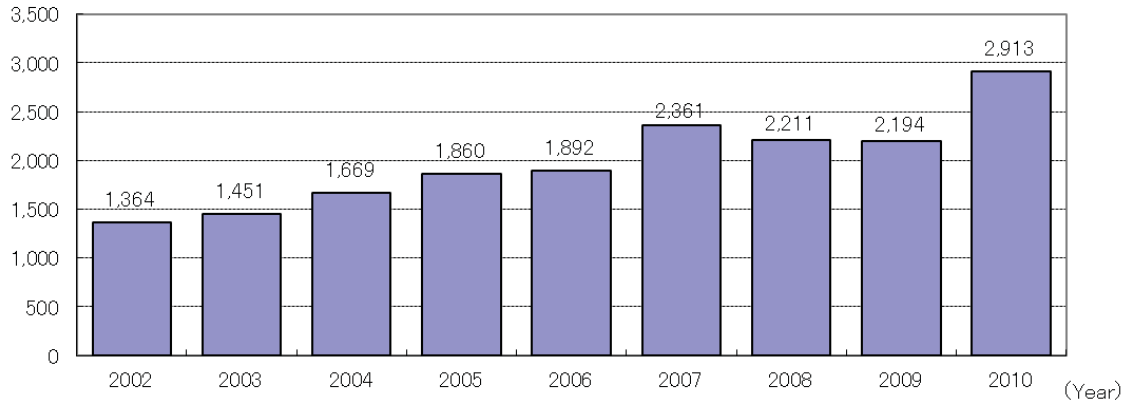
Source: Cabinet Office "Opinion poll about older people's economic life" (2011)  
 (Note 1) The survey was carried out nationwide on men and women over 60

○ **Increase in cases of dying alone**

- While cases of “dying alone (solitary death)”, when after dying without anyone knowing the body is left alone for a considerable period of time, are continuously reported, according to data published by the Tokyo Medical Examiner’s Office, which carries out examinations and autopsies of persons who died suddenly, by accident or from some unknown cause, the number of people living alone within Tokyo’s 23 wards aged 65 years or over who died at home was 2,913 people in 2010 (Chart 1-2-41).
- In about 760,000 rental houses under the management of the Urban Renaissance Agency, the number of cases of solitary death (excluding suicides or murders) discovered after a considerable period of time (more than 1 week) was 184 in 2010, out of which 132 were elderly people aged 65 or over. This shows an increase, compared to 2008, by about 20% for the whole and by about 50% in the case of elderly people. (Chart 1-2-42).

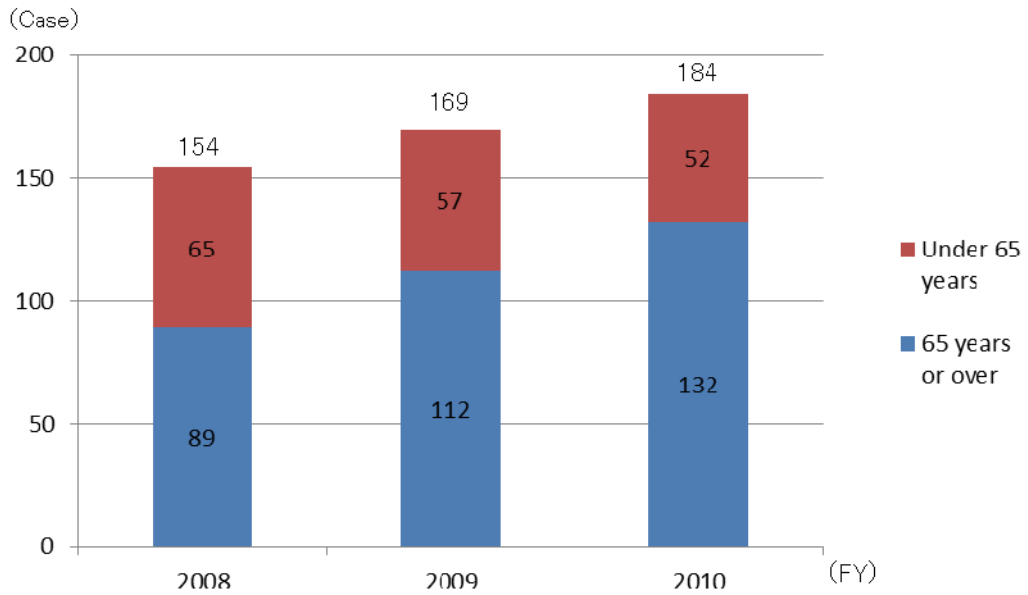
- The proportion of people feeling that dying alone (solitary death), that is discovered after having died, may happen to them (the total of “I feel it very much” and “I feel it more or less”) exceeds 40% for elderly persons aged 60 years or over and 60% for singles (Chart 1-2-43).

Chart 1-2-41 People living alone aged 65 years or over who died at home in one of Tokyo's 23 wards (people)



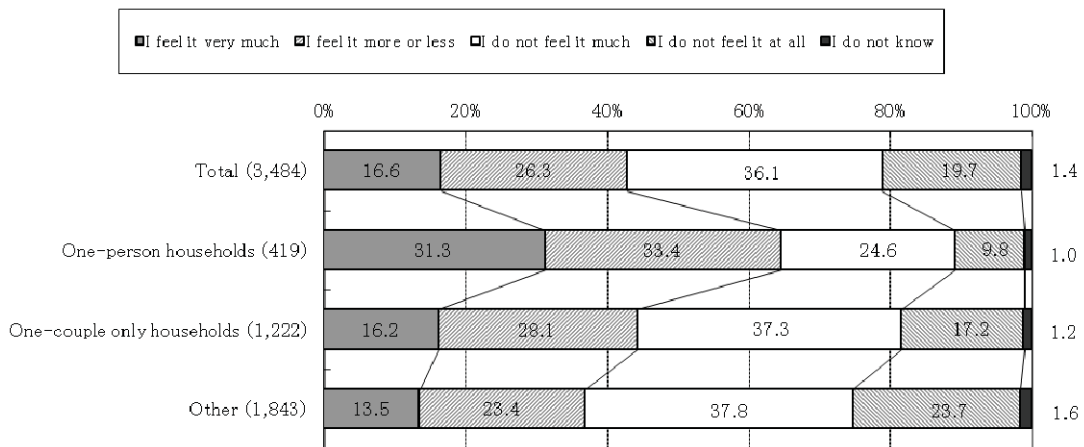
Source: Tokyo Medical Examiner's Office "Business Summary"

Chart 1-2-42 Number of cases of solitary death discovered after a considerable period of time



※ The data shows the number of cases of solitary death occurred, without being witnessed by anyone, in rental houses under the management of the Urban Renaissance Agency, and discovered after a considerable period of time (more than 1 week). It excludes suicides, murders and cases which family members or acquaintances apparently made a point of visiting the solitary tenants in question for regular checkups.

Chart 1-2-43 Proportion of people feeling solitary death familiar

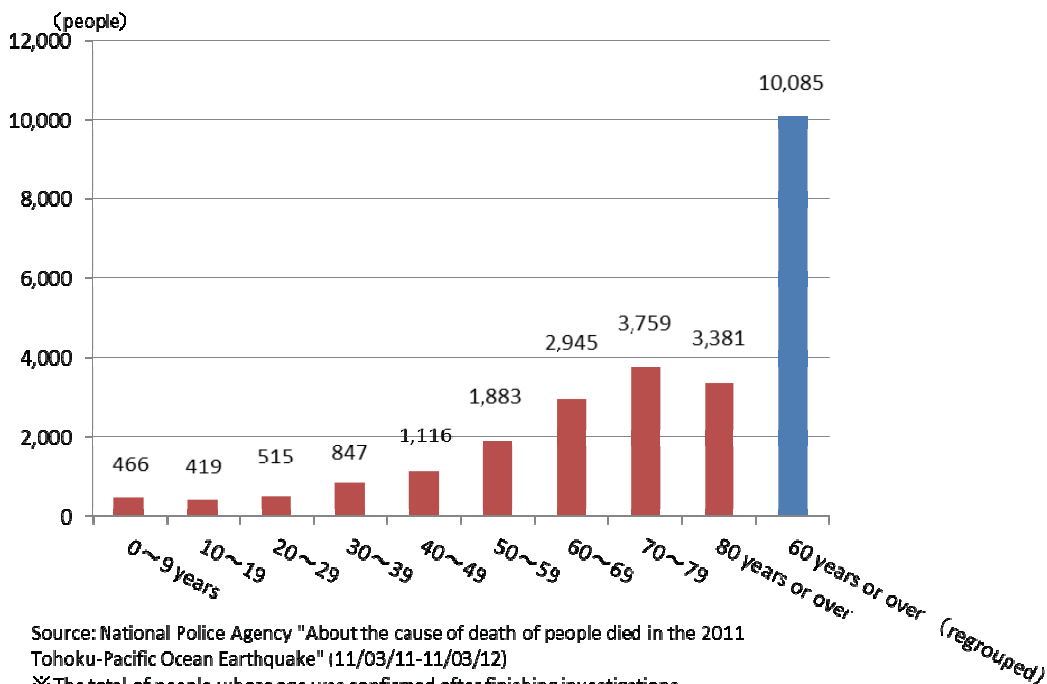


Source: Cabinet Office "Survey about lifestyle in senior communities" (2009)  
 (Note) The survey was carried out nationwide on men and women over 60  
 \* The definition of "solitary death" in this survey is "death discovered after having died without anyone present".

○Elderly persons' damage situation of the Great East Japan Earthquake

- From 11 March 2011 to 11 March 2012 the number of people died in 3 prefectures (Iwate, Miyagi and Fukushima) rose to 15,786 people, with investigations finished and 15,331 victims' age confirmed, it became clear that people aged 60 years or over were 10,085, which accounts for 65.8% of the total (Chart 1-2-44).

Chart 1-2-44 Death toll by age group



Source: National Police Agency "About the cause of death of people died in the 2011 Tohoku-Pacific Ocean Earthquake" (11/03/11-11/03/12)

※ The total of people whose age was confirmed after finishing investigations