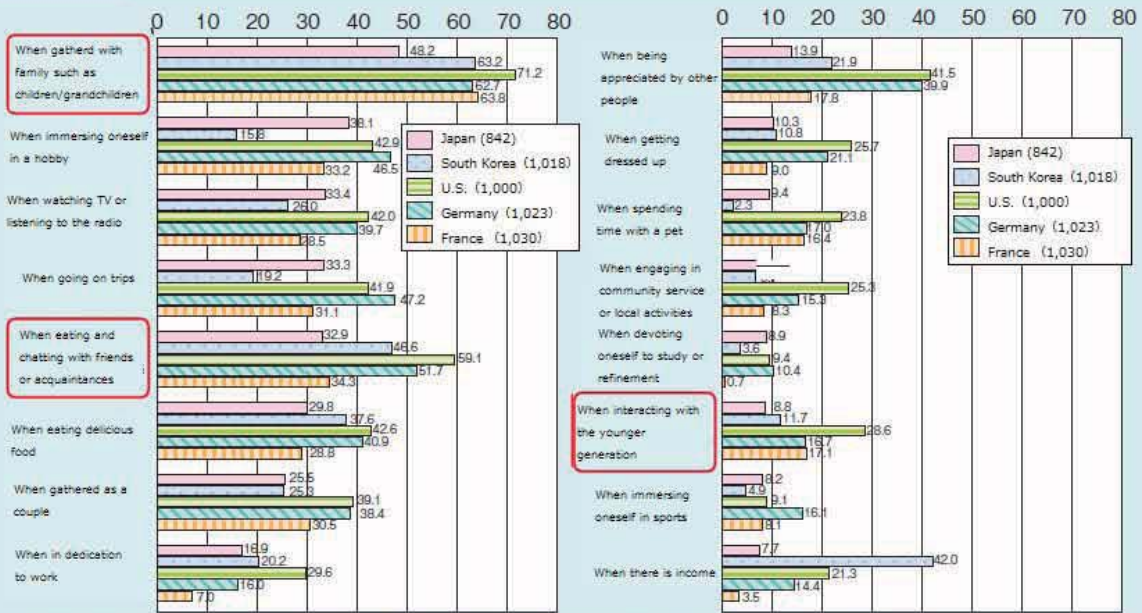


Chart 1-3-8

By country/when feeling purpose in living (multiple-answer)



Source: Cabinet Office "International Comparative Investigation Regarding the Lifestyles and Attitudes of Elderly Persons"

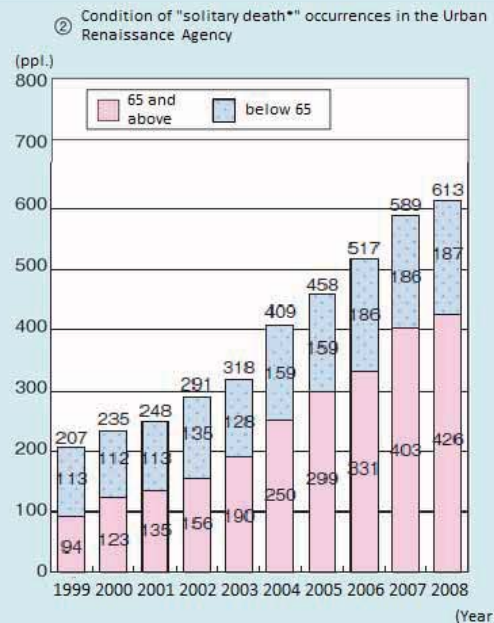
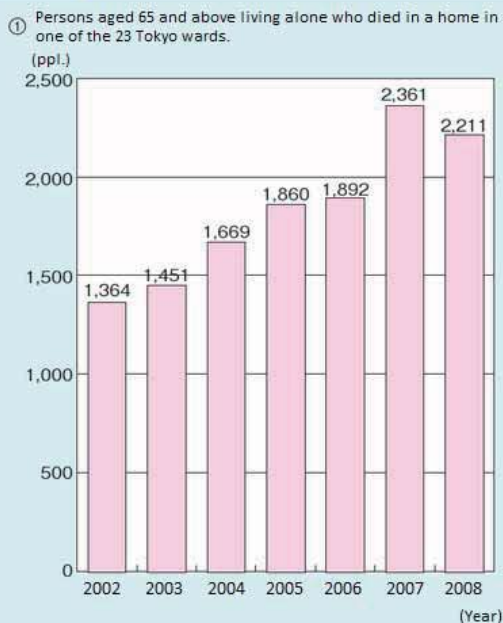
(Note) The survey targeted men and women nationwide over the age of 60.

○ Increase in cases of dying alone (Chart 1-3-9)

- From the 1.6-times increase (published data from the Tokyo Medical Examiner's Office) in the number of deaths at home of people over the age of 65 living alone in the 23 wards between 2002 and 2008, the included cases of dying alone are also presumed to be increasing.
- Cases in which solitary deaths occurred in rented accommodations (app. 760,000) belonging to the Urban Renaissance Agency (independent) approximately tripled between 2001 and 2008.

Chart 1-3-9

Condition of solitary death occurrences



Source: Tokyo Medical Examiner's Office "Business Summary"

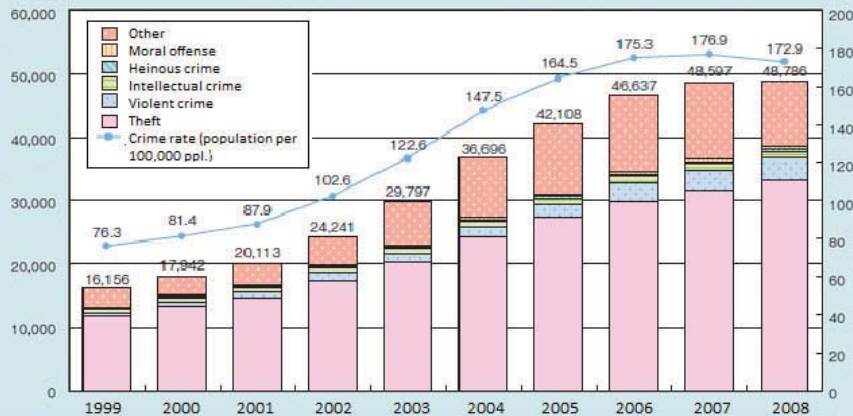
*Number of cases in which death occurred alone in rented accommodations under the operational management of the Urban Renaissance Agency

○ Increase in crimes by elderly persons

- In recent years, the increase in elderly criminals has been remarkable. Between the years 1999 and 2008, the number of arrests and criminal rate rose 3 times and 2.3 times respectively (Chart 1-3-10)
- As for the living conditions of elderly criminals, there are many culprits with previous convictions or with previous imprisonment living alone without being in touch with their relatives or non-relatives in comparison with first-time offenders. (Chart 1-3-11~12)
- Approximately 30% of elderly criminals are repeat offenders, but it is surmised that social isolation is one of the primary causes for repeating crimes.

Chart 1-3-10

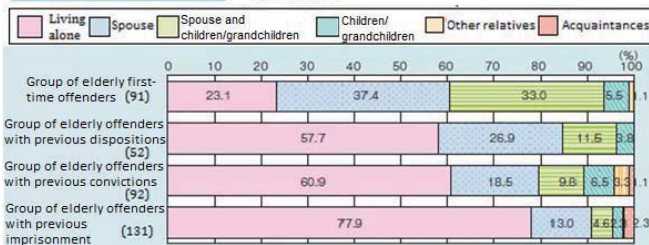
Crimes committed by elderly persons (elderly criminal arrests by comprehensive crime type and criminal rate)



Source: National Police Agency "Crime Situation in 2008"

Chart 1-3-11

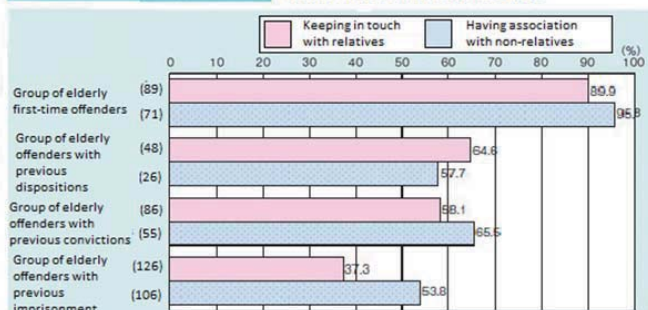
Percent distribution by previous conviction/disposition and status of household



Source: White Paper on Crime 2008

Chart 1-3-12

Percent distribution by previous conviction/disposition and relationships with relatives and non-relatives



Source: White Paper on Crime 2008

○ Trouble with the consumer agreement

- Consumer centers around the country have been getting reports of damage and complaints regarding "household solicitation visits" and "phone-solicitations", in which solicitors gain the trust of elderly through friendliness and then skillfully incite anxiety regarding health, economic condition, and feelings of isolation (Chart 1-3-13).
- If there had been nearby people to turn to for advice, it would have been possible to prevent such damage and its spread from the start. As such, the condition of isolation is a factor for such harm.

Chart 1-3-13

Cases of counseling by marketing method used by the contracting party for persons above the age of 70 (during 2008)

