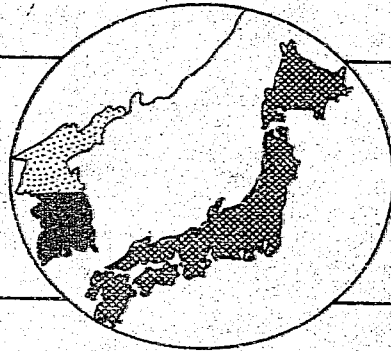


日本朝鮮占領報告

情報部渉外保存用

SUPREME COMMANDER
FOR THE ALLIED POWERS



SUMMATION

of

Non-Military Activities

in

JAPAN and KOREA

No 3 December 1945

一九四五・一二

0404

GENERAL HEADQUARTERS
SUPREME COMMANDER
FOR THE ALLIED POWERS

SUMMATION №3

Non-Military Activities
IN
JAPAN AND KOREA

FOR THE MONTH OF
DECEMBER 1945

0405

GENERAL HEADQUARTERS
SUPREME COMMANDER FOR THE ALLIED POWERS

MONTHLY SUMMATION NO. 3

DECEMBER 1945

TABLE OF CONTENTS

	Page
PART I GENERAL	1
Section 1. Organization under SCAP.	3
" 2. Political Activities in Japan.	3
" 3. Economic Activities in Japan.	9
" 4. Social Activities in Japan.	13
" 5. Civil Administration in Korea.	17
PART II POLITICAL - JAPAN	21
Section 1. Government and Civil Administration.	23
" 2. Public Safety and Intelligence.	29
" 3. Legal and War Crimes.	33
PART III ECONOMIC - JAPAN	43
Section 1. Agriculture and Fisheries.	45
" 2. Forestry and Mining.	61
" 3. Industry.	75
" 4. Transportation and Public Utilities.	101
" 5. Imports and Exports.	105
" 6. Labor.	107
" 7. Communications.	117
" 8. Rationing and Price Control.	125
" 9. Money and Banking.	137
" 10. Public Finance.	143
PART IV SOCIAL - JAPAN	149
Section 1. Public Health and Welfare.	151
" 2. Education, Religion and Media of Expression.	169
PART V KOREA	183
Section 1. Political Activities in Korea.	185
" 2. Economic Activities in Korea.	193
" 3. Social Activities in Korea.	201

**GENERAL HEADQUARTERS
SUPREME COMMANDER FOR THE ALLIED POWERS**

MONTHLY SUMMATION NO. 3

DECEMBER 1945

CHARTS, GRAPES, MAPS AND TABLES

No.	Page
1. Staple Food - Total Quantities Purchased by Japanese Government	*
2. Consumption of Inorganic Commercial Fertilizers - Japan Proper	*
3. Consumption of Organic Commercial Fertilizers - Japan Proper	*
4. Areas of Mulberry Cultivation; Silk Cocoon Production - Japan Proper	51
5. Raw Silk Production	52
6. Fish Landings - Six Representative Prefectures	57
7. Fishery Harbors Constructed with the Aid of Government Subsidy and Distribution of Marine Canneries	*
8. Cold Storage - Distribution of Facilities, Japan	*
8A. Bamboo, Stockpiles by Producing Prefectures - Japan	65
8B. Japanese Imperial Forests - Location	*
9. Location and Size of Coal Stockpiles - Japan	*
10. Steel - Materials for Production - Table	*
11. Steel - Materials for Production - Graph	*
12. Iron and Steel Production - Japanese Mainland	*
13. Steel - Production Capacity in Major Areas Before and After Damage	*
14. Gold - Estimated Refined Production of Principal Mines	*
15. Petroleum Production - Japan Proper	*
16. Child Labor - Distribution by Age, Sex and Type of Occupation	*
17. Communication System - Main Routes	*
18. Omitted	*
19. Food Supply in Major Japanese Cities	*
20. Omitted	*
21. Clothing Distribution - Japan	*
22. Petroleum - Prospects for Supply and Demand by Types	133
23. Bank of Japan - Selected Balance Sheet Items	*
24. Effect of Repatriation upon the Population of Japan	155
25. Status of Japanese Repatriation (as of 30 December 1945)	*
26. Hospital Patients in Civilian Hospitals - Japan	157
27. Trend in Purchase and Sale of Medical Supplies - Japan	*
28. Typhus Fever and Smallpox - Japan	*
29. Dysentery, Paratyphoid and Typhoid Fevers - Japan	*
30. Diphtheria - Japan	*
31. Population of Japan, 1940 and 1945 Compared	*
32. Radio Coverage Map - Stations of Broadcasting Corporation of Japan	*
33. Communications - Wire and Radio Interconnections of Broadcasting Corporation of Japan	*
34. Rice Production - Korea	195
35. Area and Population - Provinces South of 38° - Korea	203

* Following page 206.

GENERAL HEADQUARTERS
SUPREME COMMANDER FOR THE ALLIED POWERS

SUMMATION
of
NON-MILITARY ACTIVITIES
in
JAPAN AND KOREA

Number 3

December 1945

PART I

GENERAL

TABLE OF CONTENTS

	Page
Section 1. Organization under SCAP	3
Section 2. Political Activities in Japan	3
Section 3. Economic Activities in Japan.	9
Section 4. Social Activities in Japan.	10
Section 5. Civil Administration in Korea	17

SECTION 1

ORGANIZATION UNDER SCAP

1. General Orders No. 20 dated 8 December 1945 established the International Prosecution Section as a Special Staff Section. It will prepare for trial and prosecute all cases involving crimes resulting from planning, preparation, initiation or waging of a war of aggression or a war in violation of international treaties and agreements, or participating in a common plan or conspiracy for the accomplishment of any of the foregoing.

General Orders No. 21 relieved the Legal Section of activities pertaining to those war crimes of an international aspect but directed it to maintain a central registry of all Japanese war criminals and suspects in all categories.

ADMINISTRATION OF CIVIL AFFAIRS IN KOREA

2. The Provincial Affairs Section was established as a new section in the Secretariat of the National Government and all duties, records and personnel of the Local Administration Sub-Section of the Planning Section were transferred to it.

The name of the Personnel Section of the Secretariat was changed to the Korean Civil Service Section.

SECTION 2

POLITICAL ACTIVITIES IN JAPAN

C O N T E N T S

	Paragraph
Legislative Affairs.	1
Political Parties.	5
Constitutional Reforms	11
Governmental Changes	12
Personnel Changes.	13
Foreign Affairs.	15
Public Safety.	16
Intelligence	23
Legal.	26
War Crimes	27

LEGISLATIVE AFFAIRS

Japanese Diet

1. The 89th Extraordinary session of the Imperial Diet ended at 6 P. M. on 18 December 1945. The distribution of membership in the House of Representatives at the time of dissolution was: Progressives 270, Liberals 46, the newly formed Cooperative Party 28, the Social Democrats 17 leaving 57 vacancies in the total of 466 seats.

The Diet was under the sharp and continuous criticism of the press and political leaders since 26 November the date it convened. The members were criticized for their inability to cope with democratic measures, their reluctance to act on such legislation and the suspicion of war guilt which faced each one. Attacks were aimed at the Shidehara Cabinet, the bureaucrats and the entrenched civil service officials.

New Legislation

2. The Diet promulgated a number of important laws during its session. The Election Law of 17 December 1945 introduces a new voting system, lowers the age requirement for voting from 25 to 20, reduces the required age for candidates from 30 to 25, enlarges the election districts and provides for woman suffrage.

3. The Agricultural Lands Adjustment Law of 24 December 1945 provides for the transfer of land from non-farming land owners or non-residents to tenant farmers in accordance with the terms of a five year plan. The law further provides that land rentals are to be paid in cash except in cases of mutual agreement.

4. The Trade Union Law of 21 December 1945 guarantees the right of Japanese labor (except police, firemen and employees of penal institutions) to organize and bargain collectively. The law provides for the imposition of penalties against employers who discriminate against union workers or impede the valid functioning of their union organizations.

POLITICAL PARTIES

5. Interest in politics in Japan during December was keen and widespread. Political parties continued to spring up all over the country with more than 60 in the Tokyo area. Many of these new parties, too insignificant and insecurely established to endure, are desirable manifestations of the democratic process. The major parties began careful preparations for their campaigns in the forthcoming elections.

The Social Democratic Party (Nihon Shakai To)

6. The standing committee of the Social Democratic Party rejected the third proposal of the Communist Party for a united front on 27 December. The question of the Imperial Institution which has been a source of friction within the party ranks has not been settled.

The Progressive Party (Shimpo To)

7. The Progressive Party had great difficulty selecting acceptable leaders. Two of its members were on the war criminal suspect list. The party intends to reform its organization and exclude anyone who might in the future be labelled as a war criminal.

The leadership of the Progressive Party was finally solved on 18 December when Chuji Machida accepted the presidency. Machida a well-known politician, was a former member of the Minsei To.

The Communist Party (Nihon Kyosan To)

8. The Communist Party clarified some of its policies. It expects to have 104 candidates in the forthcoming election. The Communists advocate the postponement of the general elections from January to February 1946. They continue their interest in bringing war criminals to justice. The party still opposes the Emperor system.

The Japan Cooperative Party (Nihon Kyodo To)

9. The Japan Cooperative Party, one of the more important of the new political groups, was organized on 18 December immediately after the dissolution of the Diet. Its two leading members are Torizo Kurosawa, a prominent Hokkaido business man and former member of the House of Representatives, and Kotaro Sengoku, a member of the House of Peers and former Minister of Agriculture and forestry.

Twenty-five former members of the Lower House have already joined its ranks. This makes the party the third largest in the House of Representatives.

Marquis Yoshichika Tokugawa, a member of the House of Peers and present director of the Research Institute for Lasting World Peace, joined the new party on 19 December.

New Japan Women's Political Party (Shin Nihon Fujin To)

10. The organization of the New Japan Women's political Party in late December was a unique development in Japanese politics. It is the first women's political organization whose main purpose is to bring Japanese women into politics. Mrs. Yoshiko Kudo was elected president on 30 December in Tokyo when the party was officially inaugurated. The party advocates the establishment of permanent peace, the elimination of social evils and widening the scope of activities of Japanese women.

CONSTITUTIONAL REFORMS

11. The Constitutional Problem Investigation Committee headed by Dr. Matsumoto, Minister without Portfolio, held its fifth meeting at the official residence of the Prime Minister on 22 December. Another general meeting was held on 26 December. The members of the committee agreed on the general outline of the projected reforms.

GOVERNMENTAL CHANGES

12. The Board of Information created in 1940 and reconstructed 1 November 1945 was abolished 31 December. The change is a part of the Government's program for reduction in personnel and general reorganization.

PERSONNEL CHANGES

13. Baron Kantaro Suzuki, Premier of the last wartime cabinet, was appointed President of the Privy Council on 15 December. He succeeds Baron Kiichiro Hiranuma who resigned after he was named a war criminal suspect.

14. Lieutenant General Hiroshi Oshima, former Japanese Ambassador to Berlin, tendered his resignation to the Foreign Office.

He had previously been taken into custody by the Allied authorities as a war criminal suspect.

FOREIGN AFFAIRS

15. The Japanese Government was informed on 24 December that the list of Japanese diplomatic and consular members and other personnel whose return to Japan was desired had been forwarded to the United States Government for appropriate action.

PUBLIC SAFETY

Law and Order

16. Statistics of the Metropolitan Police Board of Tokyo covering crimes which occurred during the first three months of the occupation show no noticeable increase in crime. The number of thefts, frauds and "seizings" for September and October 1945 were lower than those of the preceding year. These figures do not support Tokyo press articles proclaiming a "crime wave" in Japan.

17. Adequate measures are being taken to maintain law and order. In the Tokyo area some 7,000 plain-clothes men have been stationed at strategic points to reduce night crimes to a minimum.

18. An American sentry was murdered at Sapporo in Hokkaido Prefecture by a young Japanese discharged Navy man and former reformatory inmate. This killing occurred during a theft of United States Government goods. The Japanese is being held for trial by a military commission.

19. Efforts are continued to suppress black-market operations. Trading in goods, especially clothing of the Occupation Forces, has decreased with the application of stern measures.

20. Liquor stocks were investigated, samples were taken for analysis and poisoned stocks were confiscated.

Police

21. The reorganization of the Japanese police system has proceeded with primary emphasis on public order and crime prevention and detection. In the Tokyo Metropolitan Police Department the Economic Police Section was eliminated and three economic divisions were placed under a new Public Order Section. Numerous personnel changes were made.

Political Prisoners

22. A directive of 19 December instructed the Japanese Government to restore immediately to released political prisoners the right to vote and hold public office.

INTELLIGENCE

23. Concealed or unreported stocks of Japanese war equipment in small quantities have been located. All equipment not needed for intelligence or occupation purposes is being destroyed.

24. Six political uprisings which occurred in Japan from 1932 to 1936 are being investigated to determine their effect on political and military developments during that period.

25. On 24 December the Japanese Government was ordered to furnish this Headquarters with a detailed report concerning the

status of 80 missing Allied military personnel who had been removed from the Kempei-tai Headquarters at Tokyo in May 1945.

LEGAL

26. Advice and opinions have been given on a wide variety of legal matters. This includes: the establishment of occupation courts, their powers and procedures; the review of Japanese civil cases by the Supreme Commander; interpretation of the Rules of Land Warfare; and various aspects of international law especially those involving the status of United Nations nationals in Japan.

WAR CRIMES

Apprehension

27. Central files of war criminal suspects have been increased by the addition of new names. The total number of suspected war criminals in custody includes 445 interned at Sugamo Prison in Japan. The majority of these is accused of war atrocities and other offenses against former prisoners of war who had been interned in prison camps and hospitals in Japan.

This Headquarters issued seven directives ordering the Japanese Government to apprehend and deliver 205 persons to prison camps in Japan. Sixty-eight of those named had previously held military, political or economic positions of major importance.

Three of the top ranking persons were Prince Konoye, former Premier of Japan, who committed suicide rather than submit to arrest, Marquis Koichi Kido, former Lord Keeper of the Privy Seal and Prince Field Marshal Morimasa Hashimoto, the first person of Japanese Court rank to be apprehended as a war criminal.

Prosecution

28. The first war atrocity case to be tried in Japan has been completed. The accused was Tatsu Tsuchiya whose case had been referred to the EIGHTH Army for trial at Yokohama. The trial before a military tribunal lasted from 18 December to 27 December. The verdict was a life sentence. The cases of Kei Yuri and Chotaro Furushima are now in progress at Yokohama.

29. Prosecution personnel has been assigned to seven additional cases. Four of these are in the stage of final preparation. Twenty-one cases are ready for assignment to prosecution personnel and 262 cases are being developed for assignment to personnel for final preparation.

On 31 December prosecution teams were assigned to each of the following Japanese POW camp administrative areas: Tokyo, Fukuoka, Hakodate, Nagoya, Sendai, Osaka and Hiroshima.

0413-2.

SECTION 3

ECONOMIC ACTIVITIES IN JAPAN

C O N T E N T S

	Paragraph
Natural Resources.	1
Commerce and Industry.	5
Finance.	13

NATURAL RESOURCES

Agriculture

1. The Agricultural Lands Adjustment Law was amended by the Diet on 18 December. The Japanese Government was directed by SCAP to submit a comprehensive program of land reform by 15 March 1946.

A preliminary field survey was made of the soils of Honshu, Kyushu and Hokkaido.

Fishing

2. Fish catches continued to improve but the maximum use of existing boats and facilities has not yet been achieved. The principal shortages are in fuel, nets and salt. The proportion of fish marketed through legitimate channels is increasing.

Forestry

3. Japan's forestry resources, with careful utilization, will be adequate to meet the heavy demands made as a result of the increasing reconstruction activities in the war damaged cities. Sawmills are not operating at maximum capacity due to shortages of fuel and repair parts. The practice of producing very thin boards increases the building capacity of the lumber output. Bamboo is being widely used as a building material.

Mining

4. The coal situation improved during December. The production of 840,000 metric tons was an increase of 53 percent over that of the previous month. Although this production did not meet the minimum requirements which were estimated at 1,066,000 metric tons, continuance of the upward trend would curtail further depletion of existing stock piles.

Metallurgical plants are more than adequate to process the output of Japan's metal mines. Estimated mining production for 1946 is far below wartime maximums.

COMMERCE AND INDUSTRY

Manufacturing

5. The manufacture of small consumer goods from stocks of raw materials owned by the makers has become increasingly active. The resumption of operations by heavy industry, even on the limited basis of the postwar program, has been retarded by shortages of coal

and basic raw materials. The iron and steel industry is operating at only 5 percent of this lowered capacity. The production of aluminum and magnesium is at a standstill. Efforts to increase the production of fertilizer have so far been unsuccessful.

6. Hydro-electricity is the principal source of power now available for industry.

Communications

7. Rehabilitation of communications is keeping up with minimum civilian needs and the requirements of the occupation forces. Sender composition message service between Japan and the United States was opened to military and other accredited personnel. Heavy traffic during the holidays was satisfactorily handled.

Imports and Exports

8. Coal, mine timbers, pitch and silkworm eggs were exported and salt and kerosene imported.

Imports are turned over at the port to the Japanese Government for distribution through the newly created Committee for the Distribution of Imported Goods. A complete inventory of all silk has been ordered by SCAP.

Labor

9. The first labor union law in Japan's history was promulgated during December. It legalized the status of labor unions and encouraged collective bargaining. Labor unions are springing up in all industrial fields particularly in those of manufacture, transportation and coal mining. Women workers have been slow to organize.

10. Labor disputes are increasing in number but vital work stoppages have not occurred. Strikes which impede military occupation objectives are prohibited. The primary demands are for wage increases, a fair distribution of food and participation by labor in management.

11. A material disparity exists between income and subsistence living costs particularly among the professional class of workers. An effort has been made to revise wage scales upward and provide benefits to workers so that they may cope with rising prices.

12. An occupational registration conducted by the Japanese Government disclosed more than three million persons ages 12 and older who considered themselves unemployed.

FINANCE

Money and Banking

13. Bank operations showed a fractional increase during November 1945 as reflected in the total deposits of all Japanese banking institutions with the exception of the Bank of Japan. Deposits and investments of ordinary banks increased slightly while deposits in savings banks decreased moderately. The note issue of the bank of Japan as of 20 December 1945 showed an increase of ¥ 5.47 billion over 20 November 1945.

14. Controls over the export and import of currency and financial instruments have been relaxed so as to allow repatriating Japanese nationals to bring in with them certain documents and instruments evidencing the ownership of claims expressed in yen currency payable in Japan. Japanese prisoners of war being repatriated are allowed to bring in with them earnings accumulated while held as prisoners.

Public Finance

15. Several requests from the Japanese Government for permission to obtain small loans to make several limited issues of savings bonds for sale to the public were approved. Payments from the war expenses special account dropped sharply. Remaining payments from this account are indemnities which will be recovered in part by the war profits tax and capital levy to be imposed. The issuance of ¥ 1.5 billion in rice notes was approved to cover the increased subsidy on rice. Authorization was granted local governments to float short term bank loans, permit the normal operation of public pawn shops, operate as loan agencies in certain instances, invest in sinking funds and sell properties.

Zaibatsu

16. A list of 18 principal holding companies and their 325 subsidiaries has been published as a schedule of restricted concerns. These concerns are prohibited from selling or transferring any of their securities or property and are restricted in certain other financial steps which might alter or dissipate their assets and liabilities. Of the 18 principal holding concerns the four largest, Mitsui, Mitsubishi, Yasuda and Sumitomo are to be disposed of through the Holding Company Liquidation Commission which has been tentatively set up for this purpose.

0416-2.

SECTION 4
SOCIAL ACTIVITIES IN JAPAN

C O N T E N T S

	Paragraph
Public Health and Welfare	1
Education	9
Religion.	10
Media of Expression	11

PUBLIC HEALTH AND WELFARE

Disease Incidence

1. The incidence of communicable diseases does not exceed that of previous years. Two outbreaks of typhus fever and one of smallpox have been brought under control. Other communicable diseases which have occurred in the indigenous population remain within the normal limits.

2. Quarantine stations have been established at all reception centers for repatriates to prevent the spread to or from Japan of typhus, smallpox and other diseases subject to quarantine. Control measures include delousing by means of DDT dusting powder, vaccination against smallpox and typhus and inoculation for typhoid and paratyphoid.

Nutrition

3. Post mortem examinations of persons who died without medical attention failed to reveal any deaths from starvation.

Relief

4. A memorandum from this Headquarters provided that the relief of destitution be undertaken directly by the Japanese Government.

Repatriation

5. Repatriation to China and Korea continued while movement to Formosa and to the Ryukyu Islands was initiated. By 31 December a total of 654,523 repatriates had left Japan while 924,584 Japanese military and civilian personnel had been returned.

Medical Supply

6. Civilian medical supply shortages are being partially alleviated by distribution from Japanese Army and Navy stocks released to the government. Part of these stocks are being held as an emergency reserve.

Medical supply manufacturing has increased slightly but is hampered by shortages of raw materials and fuel.

Hospitalization

7. Weekly civilian hospital strength reports indicated the total number of hospital patients had decreased while the average number of out-patients showed little change. The number of hospitals reporting increased from 2,504 with a bed capacity of 126,140 on 12 October to 2,630 hospitals with a capacity of 142,926 on 30 November.

Population Statistics

8. The Japanese Government completed compilation of the data from the 1 November 1945 census. (Table No. 31) The population of Japan proper was 72,000,000. The 1 October 1940 census for the same area gave the population as 72,350,000. During this period all of the six largest cities showed losses in population with Tokyo decreasing from 6,880,000 to 2,800,000.

The present trend in population movement is toward the cities. Repatriation of Japanese to Japan and of Chinese, Formosans, Koreans and Ryukyans from Japan is affecting the internal distribution of population. On 31 December the movement of repatriates had increased the population total from 72,000,000 to 72,180,000. This addition of 180,000 represents an increase of 0.25 percent.

EDUCATION

9. Textbooks in morals, geography and Japanese history contained excessive jingoistic material. They were banned from the schools by a SCAP directive issued on 31 December. Teaching of courses in these subjects has been forbidden until texts approved by this Headquarters are available.

Legal barriers to the entrance of children of commoners into the Peers' and Peeresses' schools have been eliminated.

The newly organized Japan Teachers Association is desirous of taking an active part in improving the educational system and the economic condition of teachers.

An Educational Mission from the United States has been requested to advise this Headquarters and the Japanese Ministry of Education on educational reform.

RELIGION

10. A directive to the Japanese Government on 15 December separated Shinto from State support. The Shrine Board of the Home Ministry was abolished.

New religious ordinances were promulgated on 29 December. They allow religious bodies to incorporate for protection of their property without control by the government.

MEDIA OF EXPRESSION

Information Programs

11. Interest in war crimes and atrocities has increased since the trials of war criminals began. Coverage has been provided through all media on the problems of the election, the purposes and needs of agrarian and economic reforms, democratization of industry, significance of Trade Unions and development of women's and youth organizations.

Radio

12. Special programs have covered the war criminal trials. A radio version of the true history of the war was broadcast three times a week. Special attention was given to explanation of directives issued to the government and to bills passed by the Diet. Special programs for the elementary schools and the education of teachers were broadcast.

Press and Publications

13. A steady improvement of free discussion and originality in newspapers continued. A number of new papers are being started or planned. News services are in a process of reorganization to provide better coverage.

Motion Pictures

14. Local production of feature pictures and educational films showed continued improvement. One hundred sixty-three reels of unreported Japanese educational and documentary films have been confiscated. Three major producers have entered a voluntary agreement concerning distribution of pictures to prevent development of monopolies in smaller towns.

Stage and Theater

15. Five hundred eighteen classical Japanese plays have been analyzed. Those which emphasized militarism have been withdrawn. An increasing number of modern plays expressing liberal ideas have appeared.

Political Trends

16. Postponement of the election date has not decreased political activity or reduced interest in political developments. Parties and groups continue to develop. The arrest of war criminals has required reorganization within some parties. Labor movement activity included the signing of several working agreements reached through collective bargaining.

SECTION 5
CIVIL ADMINISTRATION IN KOREA

C O N T E N T S

	Paragraph
Administration	1
Political Activities	3
Provisional Korean Government.	10
Legal and Public Safety.	14
Economic Activities.	17
Transportation and Communications.	27
Social and Welfare Activities.	30

ADMINISTRATION

Governmental Changes

1. The Provincial Affairs Section was established as a new Section in the Secretariat of the National Government by Ordinance No. 36 on 20 December. All duties, functions, property, records and personnel of the Local Administration Sub-Section of the Planning Section were transferred to it.

The name of the Personnel Section of the Secretariat was changed to the Korean Civil Service Section on 20 December 1945.

Repatriation

2. During the period 28 November - 30 December, 174,468 Koreans were returned to Korea and 50,332 Japanese were returned to Japan. The repatriation of Koreans was temporarily suspended on 31 December because of the tense political situation.

POLITICAL ACTIVITIES

Coalition Efforts

3. Party coalition efforts have continued with inconclusive results. Separate unification movements by such leaders as Kim Koo and Lee Kap Sung are in progress.

4. Kim Koo rejected an offer from the People's Republic group for an equal division of offices in the "Provisional Government." He countered by offering one or two places in the "cabinet" to "members" of the People's Republic.

Political Parties

5. The "Provisional Government" held several "cabinet" meetings but restricted its activities to a general survey of affairs in Korea.

6. The New Korean Nationalist Party was formed in Seoul on 14 December 1945. This new group under the leadership of Lee Kap Sung represents a union of 25 smaller parties. The formation of the party is a step in the unification of the diverse politi-

cal factions into larger and stronger units.

7. The program of the Communist Party, as announced in a radio speech by Pak Hun Yung on 30 November, emphasizes a type of extreme agrarian democracy rather than the usual industrial socialism ordinarily associated with communism.

8. The People's Party, headed by Dr. Lyuh Woun Hyung, has been comparatively inactive.

9. The People's Republic continued the use of the word "Republic" in the party title. On 12 December the Commanding General, United States Armed Forces in Korea, criticized the group sharply for its actions. He declared that the People's Republic was in no sense a "government" and charged the group with bad faith because of its failure to drop the word "Republic" as agreed upon in November.

PROVISIONAL KOREAN GOVERNMENT

Joint Commission

10. The Moscow Conference (10 December - 26 December) agreed to establish a Provisional Korean Democratic Government. A Joint Commission of representatives of the United States Command in South Korea and the Soviet Command in North Korea is to assist in its formation. The Joint Commission will aid the Provisional Korean Government in the eventual establishment of the national independence of Korea.

Conference

11. A conference of the representatives of the United States and the Soviet Commands in Korea will be convened within two weeks after the Moscow Conference to consider the urgent problems affecting Korea.

12. These decisions pave the way on the diplomatic level for the solution of Korea's basic problems arising out of the division of the country at the 38th parallel.

Korean Reaction

13. The announcement of the proposed five-year trusteeship caused resentment among the Koreans.

LEGAL AND PUBLIC SAFETY

14. The formation of a new National Bar Association is an important step forward in legal affairs.

15. A Special Criminal Investigating Committee of the Bureau of Justice was created on 5 December.

Riots and Disturbances

16. There were relatively few disturbances of the public peace and order during the early part of December. This was reversed following the announcement of the Moscow agreements.

ECONOMIC ACTIVITIES

Agriculture and Commerce

17. Korea produced a good rice crop in 1945 but rice may not be available for export. Shortages exist in many parts of the

country. Free marketing will stop as of 1 January 1946 because of the increased difficulty in providing the daily consumer. The Military Government is ordering all rents to be paid in rice to increase the amount of grain available.

18. The Bureau of Agriculture and Commerce is working on a plan to re-establish and expand the sericulture industry. Three million silkworm eggs were shipped from Japan as well as 300,000 Sinanuti mulberry trees and 1,500,000 mulberry seedlings of other varieties.

The Bureau is attempting to revive interest in the cotton industry by giving the farmers a free and open market for the sale of their cotton products. It estimates that 150,000 bales a year will be needed for full production in the mills.

19. The Chosen Fisheries Corporation has been designated as the sole processing agency for all types of fishing equipment used in catching, preserving and processing fish. The average daily catch is 70 tons. Over 4,000 small boats are engaged in the industry. An increased supply is reaching the market daily.

20. Lack of fuel is shown by the increased and uncontrolled cutting of lumber. Publicity campaigns are being conducted to make the public aware of the value of preserving and planting trees.

Mining and Industry

21. Thirteen plants were reopened in Seoul, Fusan and Taejon. The management of the Korean Heavy Industry Company has been taken over by the New Korea Company.

22. National and provincial mediation boards were established on 8 December to aid in the peaceful solution of labor disputes.

23. There is still a shortage of fuel. Coal continues to be shipped from Japan to Seoul. Briquette plants in Seoul are now able to fill Army requirements.

The Petroleum Distributing Agency was created on 15 December. It is the control agent of the Military Government for petroleum products. This agency announced the arrival of the first two United States ships bringing gasoline and kerosene for civilian use.

24. The Bureau of Mining and Industry is now being run by its Korean employees. The Military Government personnel is only called upon for decisions involving policies.

Finance

25. The Japanese branch banks were merged with Korean banks on 8 December.

26. All types of Japanese properties have been handed over to the Military Government. Bureau Memorandum No. 2 of 14 December transferred to the New Korea Company the operation of land previously owned by Japanese.

TRANSPORTATION AND COMMUNICATIONS

27. Lack of equipment and shortage of fuel hamper all transportation facilities.

28. The Bureau of Transportation is in charge of coal shipments from Fusan to other sections of the American zone. Coastal vessels are transporting salt to Fusan to be used in fish preservation. Repairs on docks at Fusan Harbor have begun.

29. The reorganization of the Bureau of Communications is ahead of schedule. Only 15 out of some 4,000 Japanese employees remain. A telephone, telegraph and radio school is operated to provide trained personnel for the Bureau.

SOCIAL AND WELFARE ACTIVITIES .

Education

30. A Korean has been appointed Director of Education with a Military Government officer as deputy. The Bureau of Education has merged the Department of Standards with the Department of Schools. Ordinance No. 35 transferred the control of medical schools to the Bureau of Education. There has been a large scale resignation of teachers because of inadequate salaries. Educators are writing a "Primer on Democracy".

Public Health and Welfare

31. The first class to graduate in public health training finished its six weeks course at Seoul University on 22 December. City hospitals in Fusan, Hagan and Chinju have been completely staffed with Korean physicians. Lack of medical equipment and supplies for Korean institutions has necessitated requisition by United States Armed Forces in Korea.

GENERAL HEADQUARTERS
SUPREME COMMANDER FOR THE ALLIED POWERS

SUMMATION
of
NON-MILITARY ACTIVITIES
in
JAPAN AND KOREA

Number 3

December 1945

PART II

POLITICAL - JAPAN

TABLE OF CONTENTS

	Page
Section 1. Government and Civil Administration	23
Section 2. Public Safety and Intelligence	29
Section 3. Legal and War Crimes	33

SECTION 1
GOVERNMENT AND CIVIL ADMINISTRATION

CONTENTS

	Paragraph
General.	1
Japanese Diet.	2
Political Parties.	8
Governmental Changes	15

GENERAL

1. Wider political activity was manifested during December than in the previous months of the occupation. The political parties already established pursued their programs with energy as did the newer groups both in and out of the Tokyo-area.

Governmental changes were made by the Cabinet and others were announced to follow in the new year.

The Diet, which had never been popular with the public, completed a heavy calendar and was dissolved.

Prince Fumimaro Konoye, a Privy Councillor and three times Prime Minister, committed suicide on 16 December. His high position in politics, his influence in court circles and his close association with the Emperor made his passing one of major political significance.

JAPANESE DIET

2. The 89th Extraordinary session of the Diet ended by Imperial Rescript at 6 P.M. on 18 December with the adjournment of the House of Peers and the dissolution of the House of Representatives. The term originally scheduled for 18 days was extended four days to permit completion of the calendar.

The distribution of membership in the House at the time of dissolution was announced as: Progressives 270, Liberals 46, the newly formed Cooperative Party 28 and the Social Democrats 17. This left 57 vacancies in the total of 466 seats.

The government formally stated that "it will be most necessary to democratize the political structure at the outset" to carry out the provisions of the Potsdam Declaration. It expressed hope for "the prompt birth of a fair and lively Diet" under the new election law.

Character

3. The present Diet has always been considered a group selected by the military which gave unqualified support to the Government's war aims. The Imperial Rule Assistance Political Society climaxed five years of steady encroachment upon the people's meager rights when in the election of 1942 it gave to the voters its approved list of nominees for the entire 466 seats in the House of Representatives. This "Tojo Election" was so successful that only 85

members whose names were not on the approved list took seats in the Diet. It brought 381 members to the Lower House who formed the bloc which supported the War Government.

The last freely elected Diet was dissolved in March 1937.

Unfavorable Criticism

4. The War Diet was under sharp and continuous criticism from the time it convened on 26 November. The members were criticized by the press and political leaders for their inability to cope with democratic measures and their unwillingness to act on such legislation. The suspicion of war guilt which faced the members of the Diet and their slowness and procrastination provided additional reasons for criticism. Caustic remarks appeared in a large number of interpellations made from the floor to the Government. Most of the answers for the Government were given by the Prime Minister himself or by Joji Matsumoto, Minister without Portfolio. Attacks were aimed at the Shidehara Cabinet, the bureaucrats and the entrenched civil officials.

The fundamental purpose for which the Diet was convened was accomplished. The Diet completed "a total of 41 bills including 25 government-sponsored legislative bills, two matters regarding measures requiring Diet approval, one sponsored by Diet members, five provisional bills and five resolutions". Three supplementary budget bills for the 1946 fiscal year were likewise completed. The majority of these measures liberalized undemocratic Japanese laws and ordinances.

Election Law

5. The Election Law promulgated on 17 December revises the laws of 1925 and 1934. It introduces a new voting system, lowers the age requirement for voting from 25 to 20, reduces the eligibility for candidacy from 30 to 25, enlarges the election districts and provides for woman suffrage.

Agricultural Lands Adjustment Law

6. The Agricultural Lands Adjustment Law promulgated 24 December 1945 provides for the transfer of land from non-farming land owners or non-residents to tenant farmers in accordance with the terms of a five-year plan. Absentee owners will not be permitted to retain more than four to six cho of land (1 cho equals 24 acres), the specific amount varying within the stated limits in different sections of the country. The sale of excess land holdings which are estimated at 1,000,000 cho will be initiated by existing agricultural associations. Ceiling prices for these lands will be specified by the government but the actual conditions of transfer will be determined by land adjustment committees. The law further provides that land rentals are to be paid in cash except in cases of mutual agreement.

Trade Union Law

7. The Trade Union Law promulgated 21 December 1945 guarantees the right of Japanese labor (except police, firemen and employees of penal institutions) to organize and bargain collectively. Trade unions are defined as those organizations or federations which are formed autonomously by the workers for the purpose of maintaining or improving conditions of work or for raising the economic status of workers. The law provides for the imposition of penalties against employers who discriminate against union workers or impede the valid functioning of their union organizations.

POLITICAL PARTIES

8. Political parties increased to more than 60 in the Tokyo area and to approximately half that number throughout the rest of Japan. The new right of freedom of organization and speech has been eagerly exploited by thousands. Never before has political interest in Japan been so varied and widespread. The appearances of numerous one-man parties are manifestations of a normal growth of democratic process in Japan. Obviously many of these will be absorbed by other groups or pass out of existence for lack of popular support.

Since the close of the Diet, the leaders and members of the parties have busily prepared for the coming election. They have gone out to the prefectures to organize in the cities, towns and villages; they have nominated candidates and they have further developed their platforms and slogans.

Social Democratic Party of Japan (Nihon Shakai To)

9. The Social Democratic Party turned down the third proposal of the Communists for a united front on 27 December. The party explained that it had developed its own plans concerning the food and other emergency problems and was making direct contact with farmers and other essential foodstuff producers. The Communists were told to pursue their own course.

The party's central executive committee decided to support the Emperor system early in December but the subject remains one of serious controversy within the organization.

The Progressive Party (Nihon Shimpo To)

10. Chuji Machida, a well-known politician and former president of the Minsei To, accepted the presidency of the Progressive Party on 18 December. The party had had considerable difficulty selecting a suitable leader. A number of important politicians had already refused the offer to be president. Among these were Viscount Keizo Shibusawa present Minister of Finance, General Kazushige Ugaki retired Army liberal, Teunso Matsudaira former Minister of the Imperial Household and Takeao Saito who was forced to retire from the Diet after attacking the Government's China policy in 1940.

Two of its members, Masataka Ota and Sakurai Kyogoro, have been on the war criminal suspect list.

The Communist Party (Nihon Kyosan To)

11. The Communists continue their demands for food, clothing and housing for the masses. They advocate postponement of the general elections from January to February 1945. Other political groups have likewise indicated that more time is needed to give the new candidates an opportunity to become known.

The Communists expect to have 104 candidates for the general election with a possible increase to 150. Candidates are drawn from the peasantry, intellectual and professional classes. Many of these are ex-political prisoners. Special organizational work is being carried out in Hokkaido.

The party states that it does not expect to accomplish its main program "until after the abolishment of the Emperor system".

The Japan Cooperative Party (Nihon Kyodo To)

12. The Japan Cooperative Party, one of the more important of the new political groups, was organized on 18 December immediately after the dissolution of the Diet. It is the first of this type to enter Japanese politics. Its two leading members are Torizo Kurosawa, a prominent Hokkaido business man and former member of the House of Representatives, and Kotara Sengoku a member of the House of Peers and former Minister of Agriculture and Forestry. Twenty-five former members of the Lower House have already joined its ranks. This makes the party the third largest in the House of Representatives.

The party expects other Diet members to join its ranks. Marquis Yoshichika Tokugawa, a member of the House of Peers and present director of the Research Institute for Lasting World Peace, withdrew from the Social Democratic Party and joined the new Cooperative Party on 19 December.

The party supports the Emperor system and hopes to "institute within it a democratic form of government of all the people". It wants to rebuild Japanese industry along cooperative lines and favors government operation of such industries as railroads, telegraph and telephone.

The Cooperative Party expects to run candidates in all prefectures during the coming election. It will have over 100 candidates backed by the agricultural and fishery unions. It was announced that close cooperation would be maintained with the Social Democratic Party because of its plans to work with the farmers' unions.

New Japan Women's Political Party (Shin Nihon Fujin To)

13. The organization of the New Japan Women's Political Party marked the first time that Japanese women have organized as a political group for a national election. The first general meeting and inauguration of the party took place on 30 December in Tokyo. Mrs. Yoshiko Kudo, 27 years old, was elected president. Other officers named were Toshiko Kodaira as vice-president and Mrs. Kinko Ito, a noted writer, as secretary general.

The advisory council of the party is composed of Viscount Yukimitsu Minuroto, Prince Sanetaka Ichijo, Chuji Yamashita, Kaju Nakamura and Takayuki Kudo. Several members of the New Japan Party (Shin Nihon To) are married to members of this new women's party.

Candidates for some of the prefectures have been chosen and others are to be announced. The party expects to have one candidate for each prefectural precinct.

The party advocates the establishment of permanent peace, the elimination of social evils and the raising of the standard of Japanese women. A specific platform has not yet been prepared.

List of Parties

14. The main political parties in Japan are:

<u>COMMUNIST PARTIES</u>	<u>LEADING MEMBER</u>
Japan Communist Party (Nihon Kyosan To)	Yoshio Shiga
Liberal Lawyers' Group (Jiyu Hoac Dan)	Sunsumu Kamimura
League of Koreans Resident in Japan (Zai Nihon Chosen Jin Renzei)	Tokusei Yatsu

SOCIALIST PARTIES

New Proletarian Party (Musun Shin To)
Social Democratic Party of Japan (Nihon
Shakai To)

LEADING MEMBER

Hideo Aruma
Tetsu Katayama

LIBERAL PARTIES

Youths Liberal League (Seinen Jiyu Renmen)
Japan Liberal Party (Nihon Jiyu To)
Japan Workingmen's Party (Nihon Kinro Taishu)
Japan Cooperative Party (Nihon Kyodo To)
Japan Democratic League (Nihon Minshu Domei)
World Peace Party (Sekai Heiwa To)
New Japanese Youths League (Shin Nihon Seinen
Domei)
New Japan Women's Political Party (Shin
Nihon Fujin To)

Nam Watameade
Ichiro Hatoyama
Seiji Mikami
Kotaro Sengoku
Kiyoski Shiraichi
Iwaichi Yamazaki
Matsuo Sasaki
Yoshiko Kudo

CONSERVATIVE PARTIES

Great Japan State Socialist Party (Dai
Nihon Kokka Shakai To)
Self-Governing and Imperial Peoples Party
(Jichi Komin To)
Japan Self-Governing Peasants' Party (Nihon
Jichi Nomin To)
Japan Reform Party (Nihon Kakushin To)
Japan National Party (Nihon Kokumin To)
Japan Peoples Life Party (Nihon Minsei To)
Japanese Peoples Party (Nihon Min To)
Japan Progressive Party (Nihon Shimpō To)
Constitutional Labor Party (Rikken Kinro To)
Constitutional Youths Progressive Party
(Rikken Seinen Shimpō To)
Constitutional Justice Party (Rikken Yosei
Kai)
Livelihood Party (Seikatsu To)
Youths Liberal Party (Seinen Jiyu To)
Youths Masses Party (Seinen Taishu To)
New Japan Democratic Party (Shin Nihon Minshu
To)
New Japanese Political League (Shin Nihon
Seiji)

Eichi Inomata
Yoshimasa Kato
Akira Nagano
Tomiji Manabe
Yoshio Kodama
Ei Oda
Tomisabura Hashimoto
Chuji Machida
Masazo Yamamoto
Takakichi Koieumi
Kanshi Nonomura
Hisashi Kemmochi
Kenji Yanagisawa
Himenari Inada
Prince Sanetaka Ichijo
Unkichi Yasori

CONSERVATIVE PARTIES (Con't)

LEADING MEMBER

New Japan Party (Shin Nihon To)

New Agricultural Administration Club (Shin
Nosei Club)

Yoshiishi Tanabe

National Workers' League (Zenkoku Kinrosha
Domei)

Masakata Yoshimatsu

GOVERNMENTAL CHANGES

15. The Cabinet has announced that changes in the governmental structure of Japan will be made from time to time.

16. The Board of Information, created in 1940 and reconstructed 1 November 1945, was abolished on 31 December. The Cabinet reached its decision on 26 December and the Privy Council approved it on 29 December. The change is a part of the Government's program for drastic reduction in personnel and general reorganization. The following functions which the Board had performed have been distributed to other agencies of the government: handling of the press to the Cabinet; statements of international importance to the Foreign Office; cultural problems to the Ministry of Education; radio broadcasting to the Ministry of Communications; matters of public opinion and public opinion surveys to the Ministry of Home Affairs and the paper distributional problems to the Ministry of Commerce and Industry.

SECTION 2
PUBLIC SAFETY AND INTELLIGENCE

C O N T E N T S

	Paragraph
Law and Order	1
Police.	9
Political Prisoners	13
General Civil Intelligence.	14
Censorship.	20

LAW AND ORDER

1. There was no appreciable increase in crime as shown in statistics furnished by the Metropolitan Police Board. This was significant in view of the approach of winter and the increase in the return of homeless civilians to makeshift lodgings in Tokyo.

The following table shows that the number of crimes reported during the first two months of the occupation was lower than that for September and October 1944, that figures for November 1945 do not reflect a substantial change; and that there is an absence of incendiary crimes. Incendiarism carries a much higher penalty in Japan than in the United States owing to the inflammability of most Japanese structures.

CRIME STATISTICS
Tokyo

<u>Type of Crime</u>	1944		1945		<u>Nov</u>
	<u>Sep</u>	<u>Oct</u>	<u>Sep</u>	<u>Oct</u>	
Murder	3	4	4	7	6
Robbery	3	12	11	21	35
Incendiarism	1	0	0	0	0
Theft	6,537	6,800	4,922	4,110	5,013
Fraud	433	485	206	202	139
Seizing	162	181	50	44	54
Other Crimes	713 a/	563 a/	267	137	230
Misc. Crimes	<u>979 a/</u>	<u>872 a/</u>	<u>298</u>	<u>181</u>	<u>176</u>
Totals	8,831	8,917	5,758	4,702	5,653

a/ Includes violations of certain public-control regulations not in existence after the occupation.

SOURCE: Metropolitan Police Board of Tokyo.

2. These figures do not support articles published almost daily in the Japanese press proclaiming a "crime wave" in Japan.

The Tokyo Mainichi Shimbun termed it "the biggest crime wave since the Police Board was created." Many of the articles have approved recent reorganizations in the police department but urge additional changes, asserting that the police are not adequate to cope with the present situation.

3. An American sentry was murdered at Sapporo in Hokkaido Prefecture in connection with the theft of United States Government goods by Japanese civilians. The sentry was assaulted by three Japanese who were evidently seeking supplies for the black market. Seven days later one of the three, a young discharged Navy man and a former reformatory inmate, was apprehended. He has confessed his participation in the crime and will be tried by a military commission.

4. During October, November and the first 15 days in December a total of 70 arrests were made in Tokyo on pickpocket charges. The majority of these were young first offenders.

Black Market

5. Stern measures are being applied to combat black-market activities. Trading in United States Army goods, especially articles of clothing, decreased following the announcement that all such commodities found in the possession of Japanese civilians would be confiscated and that prosecution would follow.

6. On 29 December two towns were placed "off limits". One had been suspected as a black-market center for the disposal of Army food and clothing; the other had been reported as a place for illegal exchange of American currency.

7. The Tokyo police have issued regulations to govern sales at some 3,000 street stalls in order to suppress black-market activities. Stall merchants must secure permits from retail stall merchants trade associations which have been established in each area of police jurisdiction. The police office determines the places at which businesses within its area may be conducted. Stalls must show the price of goods and no goods may be offered for sale until a price examination has been made.

Liquors

8. On 18 December the Japanese Government was directed to impose heavy penalties on any Japanese found selling, trading in, manufacturing or possessing liquor containing methyl alcohol or other poison.

Independent investigations of liquor stocks have been conducted by the Occupation Forces. Samples of liquor have been analyzed and poisoned liquors confiscated.

POLICE

9. The streamlining and democratization of the Japanese police system which began with the October "Bill of Rights" directive of this Headquarters has continued. In the Metropolitan Police Board the Economic Police Section has been eliminated. It had formerly been vested with extensive powers in regulating economic matters. Some of the divisions of this Section have been transferred to a new Public Order Section. Under a new plan two sections for crime prevention and identification are being enlarged. All are being strengthened and future emphasis will be placed on crime prevention and detection.

10. Simultaneous with this reorganization, announcement was made of the appointment of six new section chiefs and of 40 chiefs for the various police offices. Fourteen of the chiefs who headed police offices were retired. These personnel changes were made not only to conform to adjustments of sections of the Board but to strengthen it to meet present conditions.

11. Improvement of relations between the police and the public is one of the principal benefits hoped for in the series of organizational changes in the police system. For a long time the average citizen's reaction to the police has been one of extreme fear. As yet the police have not obtained full confidence of the people.

A number of persons who have been interviewed assert that they are still afraid of the police but admit that "now the police use more polite language, whereas before they were always extremely arrogant." In Ehime Prefecture the police have been warned that "brutal treatment of civilians" will not be tolerated.

12. The Metropolitan Police Board revived for one month the police alert system it abandoned in 1941. Under the plan 7,000 plain-clothesmen were stationed at intersections and in all important neighborhoods to guard against crimes, especially those occurring at night.

POLITICAL PRISONERS

13. A further step has been taken to restore full rights to all political prisoners whose release had been accomplished by the "Bill of Rights" directive of 4 October or whose release had been voluntarily effected prior to the date of that directive.

A directive of 19 December instructed the Japanese Government to restore immediately the right to vote and to hold public office. It was directed to notify by 31 December all persons affected by the terms of the directive that their electoral rights had been restored and to specify the procedure which they should observe to register and/or file candidacy for public office. All established residence requirements were waived.

GENERAL CIVIL INTELLIGENCE

14. Occupation Forces continued to uncover hidden and unreported stores of Japanese war equipment. All items not needed for study by Technical Intelligence or for use by the Occupation Forces are destroyed.

15. Twenty new Japanese aircraft engines were found concealed in a Japanese temple on Shikoku. Aircraft parts including materials and tools for constructing wings and fuselages were located in a cotton mill at Imbari, north of Matsuyama. An inspection of five police stations by the Occupation Forces resulted in the discovery of a sizeable quantity of rifles, swords, bayonets, gas masks and shotguns.

Foreign Nationals

16. The processing and registration of nationals of countries with which the United Nations were at war has continued. Many have been placed in custody. The movements of others are restricted by the Japanese Government in accordance with instructions from this Headquarters.

Political Incidents

17. The Japanese Government has been directed to assemble and deliver all available documents and information pertaining to six secret political uprisings which occurred in Japan between 1932 and 1940. They are believed to have seriously affected political and military developments during that period. These incidents were the Ketsumeidan Jiken (1932), the Shimpei Jiken (1933), the Nagato Jiken (1935), the "2.26" Jiken (1936), the "5.15" Jiken (1937) and the plot of July 1940 to assassinate Premier Mitsuomasa Yonai and Minister of the Imperial Household Teunoo Matsudaira.

Kempei-tai

18. Units of the United States Army Counter Intelligence Corps have taken over the national headquarters of the Kempei-tai in the Kudan District of Tokyo. Movement into this impressive government building was an ironical and symbolic event. During the war CIC agents had devoted much time and effort in combating Kempei-tai intelligence and fifth column operations. The building has been renamed Norton Hall in commemoration of a CIC captain who was killed on Okinawa in August 1945.

19. A directive of 24 December required the Japanese Government to furnish this Headquarters not later than 31 December with a complete report concerning the status of 80 Allied military personnel, including certain American airmen, who had been moved from the Kempei-tai Headquarters at Tokyo in May 1945. Information previously received indicated that they had been seen in the Kempei-tai Headquarters and later had been removed to work on farms.

CENSORSHIP

20. Traffic has increased in all mediums of internal communications. There has been a noticeable drop in the volume of external communications.

Press and Pictorial

21. The number of books and magazines published and submitted for censoring has greatly increased. A total of 170 books and 189 magazines was submitted compared with 13 books and 119 magazines in the previous month. The newspaper field continued to increase in size. In addition to newspapers and news agencies censored in Tokyo, Osaka and Fukuoka, 204 newspapers of other areas were censored.

22. The newspaper Ise Shimbum was suspended for two days for failure to comply with the press code. It had printed articles considered disturbing to public tranquillity.

23. More than 500 classical and neo-classical plays were reviewed. Surveys of motion pictures, theatricals and recordings show satisfactory compliance with regulations. New themes are being developed in lieu of the feudalistic and militaristic themes which were formerly predominant.

24. Paper theatricals (Kamishibai), streetside productions consisting of a series of placards with commentary dialogue and usually presented by itinerants, are highly popular in Japan. It was advisable to delete war themes contained in some of them.

SECTION 3
LEGAL AND WAR CRIMES

CONTENTS

	Paragraph
General	1
Legal Advice.	6
Apprehension of War Criminals	8
Investigation of War Criminals.	12
Prosecution of War Criminals.	23

GENERAL

1. Many varied matters have been the subject of legal advice and assistance. Important questions were raised concerning the operation of courts, the construction of complicated questions of international law and matters involving Japanese law.

2. Four hundred and forty-five suspected war criminals are interned in Sugamo Prison. The majority of these is accused of war atrocities.

3. Seven directives were issued by this Headquarters requiring the Japanese Government to apprehend and deliver 205 persons to designated prisons. During December 34 Japanese major war criminal suspects were interned at Sugamo Prison.

4. The first war criminal suspect was tried at Yokohama before a military commission. His trial began on 18 December and was concluded on 27 December. He received a life sentence for cruel and inhuman treatment afflicted upon certain prisoners of war at Mitsuishima Camp in Honshu.

The trials of two other cases were in progress at the close of the month.

5. Prosecution personnel have been assigned to seven additional cases and many other cases are ready for assignment.

LEGAL ADVICE

6. Legal advice was rendered in questions involving United States military law; occupation courts, their establishment, powers and procedures; and the review of Japanese civil court decisions by the Supreme Commander.

7. Problems of international law including the status of United Nations' nationals in Japan were the subject of detailed study and report. Opinions were given on the issues raised covering various aspects of Japanese civil and criminal law.

APPREHENSION OF WAR CRIMINALS

8. Registry files in this Headquarters contain the names of suspected war criminals of all categories. These include those persons who have been apprehended and the place at which they are

held in custody. Four hundred and forty-five are interned at XI Corps Stockade No. 1 (Sugamo Prison in Japan). The majority of these is accused of atrocities and other offenses committed against nationals of the United Nations.

Orders for Arrest

9. During December seven directives were issued requiring the Japanese Government to arrest 205 persons and deliver them to designated prison camps. Two directives of 1 December and 6 December ordered the arrest of 59 and 9 persons respectively who had formerly held important military, political or economic positions.

Five other directives contained the names of Army and Navy personnel including military police and prison guards, interpreters and other civilians. The great majority of these is "alleged to have committed atrocities and offenses against persons of United Nations' nationals while confined in prisoner of war camps, internment camps and hospitals in Japan."

Eleven were accused of atrocities in the Philippines, five in Manchuria, four in Korea, one in Dutch Borneo, one in Wake Island and two aboard a Japanese prisoner of war ship.

Major War Criminal Suspects

10. The 68 names of major war criminal suspects contained in two directives issued in December brought to 101 the total number of major war criminal suspects against whom proceedings had been initiated since the occupation. Sixty-four are in custody, 18 are to be interned upon recovery from illness, 14 are not yet apprehended and five have died from natural causes or have committed suicide.

11. The names and identifications of 34 major war criminal suspects interned at Sugamo Prison between 10 December and 17 December inclusive follow:

Yoshiyuke Aikawa: Former President of the Manchurian Industrial Development Corporation, member of the House of Peers, member of the Cabinet Advisory Council and a councillor to the Board of Technology 1944.

Eiji Amai: President of Board of Information under Tojo, Foreign Office spokesman, author of the famous Amai statement warning other powers to keep hands off China in April 1934, Vice-Minister of Foreign Affairs 1941 and successor to Tani as President of the Bureau of Information under Premier Tojo.

Kisaburo Ando: Lieutenant General (retired), Home Affairs Minister under the Tojo Cabinet, Supreme Military Councillor 1941.

Kazuo Aoki: Advisor to the Greater East Asia Ministry since August 1944, Minister Greater East Asia Affairs under Tojo, Finance Ministry official, Vice-President of Imperial Rule Assistance Association and advisor to the Nanking Government 1940-1942.

Inosuke Furuno: Councillor Board of Information, Tojo Cabinet and head of Domei.

- Takuo Godo: Vice-Admiral, retired member Board of Directors of the Imperial Rule Assistance Association, Minister of Commerce and Industry and concurrently of Agriculture and Forestry, Abe Cabinet August 1939-January 1940.
- Kiyoshi Goko: Advisor Tojo Cabinet, director of the Imperial Rule Assistance Association 1943-1944.
- Fumio Goto: Vice-President of Imperial Rule Assistance Association April 1943-July 1944, Minister in Tojo Cabinet and president of the Youth Corps.
- Shunroku Hata: Field Marshal, Supreme Military Councilor November 1944, Supreme Commander of Japanese Forces in China February 1941-1944, member of the Supreme Military Council and such important other posts as Inspector General of Military Education and Minister of War.
- Naoki Hoshino: Chief Cabinet Secretary in the Tojo Cabinet October 1941-July 1944, Secretary-General of the General Affairs Board of the State Council of Manchukuo 1936-1940, Vice-Minister of Finance in Manchukuo 1934, Vice-Director of the General Affairs Board of the State Council of Manchukuo 1936-1940, Councillor to the Concordia Association and member of the House of Peers by Imperial Nomination April 1941.
- Iwakura Ida: Baron, member of the New Political Structure Preparatory Committee in 1940 and a member of the House of Peers and Director of the Imperial Rule Assistance Association in 1942.
- Koichiro Ishihara: Active in the coal mining industry, participant in Japanese enterprises in the Far East, representative of the South Seas Trading Company and official of the Ishihara Marine Transport and Industry Company.
- Masakazu Kawabe: Lieutenant General, Assistant Inspector of Military Education 1939, Chief of the General Staff of Japanese Army in China, military attache to Germany and detachment commander in North China at the outbreak of the China Incident.
- Koichi Kido: Marquis, Lord Keeper of Privy Seal, Home Affairs Minister, Education Ministry October 1937 to January 1939.
- Takeo Kikuchi: Lieutenant General (retired 1927), President of the Educational Association of Miyazaki Prefecture and nationally known promoter of educational activities.
- Junichiro Kobayashi: Colonel (retired), Director Imperial Rule Assistance Association 1943, Vice-President Youth Corps August 1944-January 1945, member of the Liaison Headquarters and of the Imperial Assistance Political Society.
- Seizo Kobayashi: Admiral, Naval Attache in London and Washington during his youth, representative to the Geneva Naval Conference in 1927, Vice-Minister of the Navy 1930, Commander-in-Chief of the Combined

and 1st Fleets 1931-1933, President of the Imperial Rule Assistance Association, Chairman of the Central Cooperative Council, member of the House of Peers, Minister without Portfolio in the Koiso Cabinet.

Jenzaburo Masaki: General, Military Councillor to the Japanese Expeditionary Forces in China, Inspector General of Military Education 1944, Vice-Chief of the General Staff, member of the Supreme War Council.

Hirofusa Matsuzaka: Minister of Justice in the Suzuki Cabinet, member of the House of Peers, procurator, judge, Director of the Criminal Affairs Bureau of the Justice Ministry, Procurator General of the Supreme Court and Minister of Justice.

Jiro Kinami: General, War Minister during the Manchuria Incident in 1931, Commander-in-Chief of Kwantung Army and concurrently Ambassador to Manchukuo December 1934 to February 1936, member of the Supreme War Council 1936, attached to the General Staff 1936, Governor General of Korea 1936-1942, Privy Councillor in Koiso Cabinet and President of the Political Association of Greater Japan March 1945.

Taugio Nagatomo: Major General, Gendarmerie of Chief Police Affairs Department, Kwantung.

Morimasa Washimoto: Prince, General in 1923, Field Marshal in 1932, Japan War Councillor, participant in Russo-Japanese War, Supreme War Councillor and Custodian of National Shrines.

Toshizo Nishio: General, Inspector General of Military Training and member of the Supreme Military Council 1938, Commander-in-Chief of the Japanese Expeditionary forces in China 1939, Supreme Military Councillor 1941 and Governor of Tokyo 1944.

Shumei Okawa: Professor of Oriental Philosophy at Tokyo Imperial University.

Masatoshi Okochi: Viscount, advisor to Tojo Cabinet and industrialist.

Kunihiko Okura: Industrialist, ex-president of Odawara Paper Mills, President of Tokyo University and Tan Wan College in Shanghai and founder of Okura Spiritual Culture Institute.

Kozo Ota: Attorney for the defense of participants in the May 15, 1932 incident in which Premier Inukai was assassinated, Professor of Law at Hosei University, Chief Secretary of the Hiranuma Cabinet, Councillor and organizer of the Imperial Rule Assistance Association, member of the Board of Directors and Minister of Education in the Suzuki Cabinet.

Masataka Ota: Vice-President of Hochi Shimbun, Parliamentary Councillor of Finance 1931, Parliamentary Vice-Ministry of Finance 1937 and Director of Imperial Rule Assistance Association since 1940.

Tadamasa Sekai: Count, Director of Imperial Rule Assistance Association 1943, Vice-President House of Peers since October 1944.

Kyoichi Sasakawa: Leader of the Kokusui Taishu To and other ultra-nationalist organizations.

Kasuma Shinto: Successor to the late Toyama as president of the Genyosha (Black Ocean Society).

Hobutake Shioden: Lieutenant General (retired), representative to the League of Nations, member of Diet 1942, Director of the Imperial Rule Assistance Association since August 1944, member of the post war planning committee, head of the Anti-Semitic Society of Japan.

Matsutaro Shoriki: Chief of Criminal Section of Metropolitan Police, Privy Councillor in Koiso Cabinet, member of Cabinet Advisory Board (Shinnin Hank) and one of the organizers of the Imperial Rule Assistance Association 1940.

Soemu Toyoda: Admiral, Supreme Military Councillor 1942, Commander-in Chief Combined Fleet 28 October 1944, Chief of Navy General Staff 29 May 1945.

INVESTIGATION OF WAR CRIMINALS

12. Two hundred fifty-two persons have been interrogated, 96 statements reduced to writing and signed and many investigations completed.

Summary of "No Atrocity" Findings

13. In some cases exhaustive investigations indicate that the alleged atrocities have not been committed. Illustrative of the cases in which there is a "no atrocity" finding is the investigation involving the alleged cutting of flesh from the thigh of a dead American Naval flier whose plane crashed and burned near a small rural village in Japan. A Korean had made an affidavit that he and a friend had witnessed such an incident.

14. Two trips were necessary for an investigation team to complete interrogation of both witnesses. Their evidence was inconclusive. Additional trips were made to the scene of the crash. Interrogations were made of actual witnesses of the crash, rural officers, former Kempei-tai members, block wardens and civil policemen. Statements of these witnesses indicated that shortly after the crash members of a nearby Japanese Army unit formed a ring around the scene and prevented spectators from approaching the plane or the flier's body. All witnesses other than the first two denied having seen the atrocity.

15. The body was exhumed, processed and taken back to Yokohama for burial. A report of the Grave Registration Unit showed that the remains were too charred to afford proof that the body had been mutilated.

16. The final report of "no atrocity" included a summary by the investigation team, statements of 12 witnesses, the report of the Grave Registration Unit which accompanied the team and examined the body, translated copies of the original police and Kempei-tai report of the crash and maps of the location of the crash and the flier's grave.

Summary of "Atrocity" Findings

17. All leads which indicate the disappearance of Allied military personnel receive exhaustive investigation. Many of these result in the discovery of atrocity cases. Illustrative of this is the investigation of a report that American fliers had been seen at a certain police station. Official files of the United States Air Forces revealed the names of these fliers, their crew and the date and area in which their plane was reported missing.

18. Wreckage of the plane was located. Search of the surrounding area led to the discovery of the graves of nine members of the crew. Prisoners of a nearby Japanese concentration camp who witnessed the collision of this plane with a kamikaze plane stated that two fliers parachuted safely and were later apprehended.

19. Additional investigation at the police station disclosed that the two survivors had been sent to the Kepei-tai headquarters of the district. Here it was learned that they had been questioned for intelligence and then delivered to the Judicial Department of the Japanese Army.

20. Investigators questioned the commanding general, members of the judiciary staff and personnel of the Army prison at which the fliers had last been detained. Finally it was learned that both fliers had been tried by a Japanese military disciplinary conference and sentenced to death. After execution by a firing squad they had been cremated and buried.

21. Subordinates of the general had evidently formed a mutual agreement to deny knowledge of the fliers' fate in order to protect their superior officer. Subsequently the general made a complete confession and gave all necessary details regarding the trial and execution of the fliers. This information included the names of the judges of the military tribunal, other officials of the court and the commander and personnel of the firing squad.

22. Evidence obtained in support of this incident consisted of affidavits of the persons involved, photographs of the plane crash, of the place where the nine members of the crew were buried, and the exact spot where the two remaining fliers were cremated and buried.

PROSECUTION OF WAR CRIMINALS

23. All available evidence pertaining to suspected war criminals is being assembled for the prosecution. Pre-trial reports, specimen charges and specifications are being prepared for those cases in which the evidence is considered sufficient to make out a prima facie case.

Emphasis has been placed on the final preparation of cases to be referred to the EIGHTH Army for trial. Prosecution personnel were assigned to seven additional cases, four of which are in the stage of final preparation for trial. Twenty-one cases are ready for assignment to prosecution personnel for such final preparation. Cases now being developed for later assignment to prosecution personnel for final preparation and trial number 262.

24. Prosecution personnel have been assigned to seven area teams and one review team. The area teams have been organized to prepare and conduct the prosecution of all war criminal suspects whose acts were committed in the following Japanese POW camp administrative areas: Tokyo, Fukuoka, Hakodate, Nagoya, Sendai, Osaka, and Hiroshima. The personnel ranges from eight officers for the Tokyo Area to two officers for the Hiroshima Area. The review team is composed of four officers.

25. In Japan one case has been tried, two are now in the process of trial and additional cases have been referred to the EIGHTH Army for trial. On 28 December this Headquarters announced that four former Japanese Army soldiers had been ordered tried by military commissions at Manila for killing six Filipino civilians and one Chinese civilian. They are in custody in Manila.

Trial of Tatsuo Tauchiya

26. The first war atrocity case to be tried in Japan was referred to a commission of nine Army officers appointed by the Commanding General of the EIGHTH Army. The trial at Yokohama commenced on 18 December and was concluded on 27 December 1945. The accused received a life sentence. Defense personnel consisted of four Army officers appointed by the EIGHTH Army and two additional lawyers selected by Tauchiya.

27. On 17 December the Military Commission met in closed session. The purpose was to organize the commission and to adopt a form of procedure to be followed in the trial. The trial was set for 1330 on 18 December.

28. On the first day of the trial one of the members of the commission was challenged on the ground that he had been a prisoner of war in a Japanese POW camp for a period of about three years. The member stated that he was not prejudiced by this fact but the commission sustained the challenge and excused the member from service.

29. The charge against the accused was that he did willfully and unlawfully commit cruel, inhuman and brutal atrocities against certain prisoners of war held in captivity by the Japanese Armed Forces at Mitsuishima Camp in Honshu, Japan, between November 1942 and September 1945 in violation of the laws and customs of war.

Specific atrocities were alleged in eight specifications. The most serious was specification 1 which alleged that the accused in conjunction with six other guards at the camp did willfully, unlawfully and unmercifully beat and kill Private First Class Robert Gordon Teas, an American prisoner of war.

Specification No. 2 alleged the brutal beating and torture by the accused in conjunction with three other guards of Sergeant Gerald John Lundquist, an American prisoner of war.

Specification No. 3 alleged an unlawful beating by the accused with clubs, boards and fists of Private First Class Fred L. Kollis, an American prisoner of war.

Specification No. 4 alleged an unlawful beating by the accused of Major Allen M. Cory, an American prisoner of war.

Specifications No. 5 and 6 alleged unlawful beating by the accused of Private Vincente P. Vigil on two different occasions.

Specification No. 7 alleged that the accused willfully and unlawfully inflicted collective punishment on American and British prisoners of war by forcing them to form two ranks and then compelling them to face and slap each other until ordered to stop by the accused.

Specification No. 8 alleged that the accused misappropriated and withheld supplies and food furnished by the International Red Cross and intended for American and British prisoners of war.

30. The accused pleaded "not guilty" upon arraignment on the charge and specifications. A motion of the defense to strike certain of the specifications on the grounds of uncertainty and duplication was denied. It was ruled that the gist of the offense was the commission of the atrocities alleged. The exact date as to when certain incidents occurred and the names of all individuals against whom atrocities were committed were not the essence of the offense.

31. In an opening statement the prosecution outlined the nature of the case and the character of the evidence it intended to present. It stated that the death penalty would be demanded.

32. During the trial the prosecution offered in evidence 28 exhibits, 23 of which were affidavits or statements of liberated prisoners of war describing in detail the various incidents alleged in the charge and specifications. Strenuous objection was made by the defense to the admissibility of these affidavits in a capital case. The prosecution made reference to the Rules Governing Trials of War Criminals (as set forth in a directive of this Headquarters) and contended that the affidavits were admissible under these rules.

The prosecution cited legal precedents to show that technical rules of evidence are not observed in trials before international tribunals. It contended further that persons tried for war crimes were not entitled to protection of the Articles of War or the benefits of the Constitution affording them the right to be confronted in person by the witnesses who would testify against them. The contentions of the prosecution were sustained and the affidavits were admitted in evidence.

33. The evidence contained in these affidavits definitely identified the accused as one of the principals who engaged in a systematic scheme to torture and kill Private Robert G. Teas. For a period of five days before his death he had been beaten with ropes and clubs. He had been knocked down, pulled back to his feet and beaten again.

This treatment had been continued until he dropped unconscious and died some four or five hours later. It was also shown that when Teas received these beatings he was sick and in a weakened condition. Despite this he had been compelled to stand outside with practically no clothes in twenty degree weather.

The Japanese death certificate attributed his death to "enteritis". It was shown that the doctor who signed the certificate had never examined the body. Expert medical testimony was offered to show that the beatings described in the affidavits could result in injuries which would cause a person's death.

34. Other evidence in the affidavits and statements was offered to substantiate the offenses alleged in Specifications 2 through 8.

35. On 21 December immediately after the prosecution had rested its case, counsel for the accused made a motion for acquittal on several grounds. It was urged that the accused had not been identified as the person named in the charges; the accused had been referred to as "Little Glaze Eye" and the defense stated that there was evidence of two persons known as "Glass Eye". The defense maintained that the affidavits were confusing and conflicting and that the evidence was not legally conclusive to sustain a conviction. These motions were overruled, but motions of not guilty were sustained as to specifications 4 and 8.

36. The commission ruled that the accused could testify in his own behalf or remain silent but that if he failed to testify the prosecution would be allowed to comment upon his refusal to give testimony.

Tsuchiya took the stand in his own behalf. During questioning for a period of several hours he denied beating any person with ropes, clubs or sticks. He admitted slapping several prisoners as punishment for violating prison rules. He stated this had the approval of his superiors. He testified that he had never made prisoners stand up and slap each other.

37. On 27 December the commission announced its findings. The accused was guilty of the charge and of three specifications, 1, 2 and 7 - which charged him with the beating to death of Teas, the beating and torturing of Lundquist and forcing prisoners to form two ranks and slap each other. He was found innocent of three specifications - 3, 5 and 6.

The sentence was confinement at hard labor for the rest of the accused's life at such place as the reviewing authority might direct.

The commission reached its decision in a closed session by a secret written ballot on the charge, on each specification and on the sentence itself. Two-thirds of the members present concurred.

Other Trials

38. In adjoining rooms in the Yokohama Court House two other trials are in progress. The principal charge against Kei Yuri, former POW camp commander, involves his order directing guards to bayonet an American soldier to death in front of a group of American officers who were forced to witness the execution.

Chotaro Furushima is charged with committing and permitting members of his command to commit inhuman and brutal atrocities at camps which he commanded.

GENERAL HEADQUARTERS
SUPREME COMMANDER FOR THE ALLIED POWERS

SUMMATION
of
NON-MILITARY ACTIVITIES
in
JAPAN AND KOREA

Number 3.

December 1945

PART III

ECONOMIC - JAPAN

T A B L E O F C O N T E N T S

	Page
Section 1. Agriculture and Fisheries.	45
Section 2. Forestry and Mining.	61
Section 3. Industry	75
Section 4. Transportation and Public Utilities.	101
Section 5. Imports and Exports.	105
Section 6. Labor.	107
Section 7. Communications	117
Section 8. Rationing and Price Control.	125
Section 9. Money and Banking.	137
Section 10. Public Finance	143

SECTION 1
AGRICULTURE AND FISHERIES

C O N T E N T S

	Paragraph
General.	1
Agriculture.	3
Fisheries.	35

GENERAL

1. Food collections, agrarian reform and the provision of adequate fertilizer to meet reasonable crop requirements in 1946 are problems now facing the Japanese Government in the field of agriculture.

2. As fishing conditions continue to improve, increased amounts of marine products are reaching the consumer but prices of fish still remain too high. Release of substantial quantities of fuel oil to the fishermen has relieved the most critical shortage facing the fishing industry.

AGRICULTURE

	Paragraph
Food Collection.	3
Alcoholic Beverages.	5
Soils of Southern Honshu and Kyushu.	13
Soils of Hokkaido and Northern Honshu.	15
Soil Survey of Kanto Plain	17
Agrarian Reform.	18
Livestock Situation.	25
Agricultural Trends.	32

FOOD COLLECTION

3. Collection of rice under the purchase program of the Japanese Government has been far below expectations. The total amount of rice purchased from 1 November to 20 December 1945 was approximately 460,000 metric tons. This is approximately 30 percent of the amount required under the official rice collection plan during that period. Total quantities of staple foods purchased by the Japanese Government are shown on Chart No. 1.

4. Factors affecting the operation of the food purchase program are hoarding by farmers, the diversion of foodstuffs into black-market channels, inadequate supplies of consumer goods and the wide differential between legal and black-market prices. The agrarian economy is operating to a large extent on a barter basis and farmers are using foodstuffs as a medium of exchange.

ALCOHOLIC BEVERAGES

5. Production of alcoholic beverages in Japan for the 1944 alcohol year, 1 October 1944 to 30 September 1945, totaled 4,865,000 hectoliters. This was 59 percent less than the 1926-1930 average production of 11,846,000 hectoliters. Production for the 1945 alcohol year, 1 October 1945 to 30 September 1946, is expected by the Ministry of Finance to decline to an estimated 4,107,000 hectoliters.

Sake

6. Production of sake, a rice wine which usually constitutes two-thirds to three-fourths of the total output of alcoholic beverages, will be reduced to an estimated 1,943,000 hectoliters for the 1945 alcohol year. This is 90 percent lower than the 1926-1930 average production and 51 percent lower than the five year average for 1940-1944.

7. The production of goseishu, a sake-like wine brewed from sweet potatoes, is expected to be only 325,000 hectoliters for the 1945 alcohol year which is 43 percent less than the 1940-1944 average.

8. The production of shochu, a distilled gin-like beverage, will be cut to 336,000 hectoliters which is 65 percent lower than the 1926-1930 period and 49 percent under the 1940-1944 average.

Beer

9. Beer production will be cut to 1,050,000 hectoliters for the 1945 alcohol year. This is 30 percent less than the 1926-1930 average and 56 percent lower than the 1940-1944 average production.

10. Decreased production of alcoholic beverages during the war years caused a corresponding decrease in consumption of these commodities as follows:

CONSUMPTION OF ALCOHOLIC BEVERAGES (hectoliters)

	Consumption 1938	Consumption 1945 a/
Sake and goseishu	8,957,000	2,365,000
Shochu	1,131,000	396,000
Beer	2,004,000	601,000

a/ Estimate.

SOURCE: Ministry of Finance.

11. To control the amount of foodstuffs diverted to the manufacture of alcoholic beverages, the Japanese Government in 1940 began a system of allotments for the raw materials used in this industry. The amounts of rice allotted have decreased from 340,300 metric tons for the 1940 alcohol year to 97,500 metric tons for the 1945 alcohol year. In order to curtail the use of rice for sake production, the government has gradually increased allotments of sweet potatoes for this purpose. In 1940 the allotment was 138,800 metric tons. By 1945 it had been increased to 393,700 metric tons. This policy is justified on the grounds that sweet potatoes are much less valuable than rice as food.

12. The effect of the alcoholic beverage industry on the food position of Japan for 1946 will probably not be great. In 1940 the total amount of foodstuffs used in the manufacture of alcoholic beverages was 3.8 percent of the total production of rice, sweet potatoes and barley. By 1943 it had dropped to 1.8 percent and only 1.6 percent is estimated for the 1945 alcohol year.

THE SOILS OF SOUTHERN HONSHU AND KYUSHU

13. A preliminary reconnaissance survey of southern Japan shows that important soils of southern Honshu and northwestern and west central Kyushu are mostly light in color, acid in reaction and generally of loamy (medium) texture. Important exceptions are plastic clayey soils of large plains near Saga, Kurume and Kumamoto of Kyushu and Osaka of Honshu. Light colored soils need nitrogenous, phosphatic and potassic fertilizers in addition to night soil and compost to produce maximum crop yields. All but the most plastic clays of paddy lands can be adapted to make fair to good subgrade for roads and airfields.

14. Important soils of southern and northwestern Kyushu are developed from volcanic ash of depths varying from a few inches to 200 feet or more. In southern Kyushu, the soils developed from deep volcanic ash are nearly black in color, high in organic matter (5 to 20 percent) and of loam to silt loam texture. These dark colored loamy soils are used chiefly for sweet potatoes, small grains, vegetables and other dry crops. Phosphorus is the chief limiting factor in crop production. The soils make fair subgrade for roads and airfields but tend to give way under heavy wheel loads.

SOILS OF HOKKAIDO AND NORTHERN HONSHU

15. The deep, dark colored soils of loamy texture in Hokkaido and northern Honshu are developed chiefly from volcanic ash or from alluvium which is derived both from sedimentary and volcanic rock. Rice produces well on these soils which are deficient in phosphate but yields are lower than in the more favorable climate of southern Honshu. Except where irrigated for rice culture these soils are naturally well drained and well suited for the production of potatoes, tree fruits, vegetables, corn and small grains such as wheat, barley and oats.

Gray-Brown Podsolc and Brown Forest soils of the hills and mountains in this area vary greatly in thickness, organic content and color. Textures are generally medium although some areas of clayey soils exist. Most of such areas are forested but where the soil is deep enough farmers have terraced the land for growing dry crops, orchard fruits and hay.

Peat soils which cover large areas in Hokkaido and northern Honshu are poorly suited to agriculture.

16. Land use in western and central Hokkaido and the northern part of Honshu is less intensive than in central and southern Honshu. Farms are larger and much of the land is used for dry crops instead of for rice.

SOIL SURVEY OF KANTO PLAIN

17. Field work on the soil survey of the Kanto Plain was completed in the southern part of the Chiba Peninsula and in the north central and west central part of the Kanto Plain.

Land use is well adjusted to soil conditions. Only about one or two percent of additional land can be expected to be cleared, reclaimed and used for crop growing purposes. These land areas are

now largely sites of former Japanese military installations.

AGRARIAN REFORM

18. In 1944 the average size of the Japanese farm was 2.4 acres. For the period 1932-1942 the average net profit per acre of paddy land was ¥ 115.50 according to figures of the Japanese Government. The average profit per farm was less than ¥ 300 per year on paddy land and even less on upland farms.

19. Farmers who rent the land they cultivate are in a worse economic position than this indicates. In only four of the years between 1930 and 1942 was there a net profit for tenants on the average acre of paddy land. This is the result of the usual requirement in tenancy contracts that the tenant meet all cost of operation except land taxes from his normal share of the crop. This share is usually about half the harvested crop.

20. The unsatisfactory position of the Japanese farmer is reflected in the following data on farm tenancy. In 1943 almost 70 percent of the farmers rented a part of the land they cultivated; approximately 50 percent rented more than half the land they cultivated; and about 30 percent rented 90 percent or more of the land they cultivated.

21. A heavy burden of indebtedness was accumulated by Japanese farmers prior to the war because of the meagre returns from agriculture. In the late 1930's this debt was approximately six billion yen or more than ¥ 1,000 per farm household. The increased income and inflation during the war have caused this debt to be reduced considerably. It is now estimated by Japanese officials at approximately two billion yen. This improvement can be only temporary because of its inflationary basis.

22. It is apparent that the amount of available land in Japan is physically inadequate to provide the more than five million farm families with sufficient acreage to furnish anything but a meagre livelihood. With the collapse of the Japanese war economy, the nation is confronted with absorption of huge increases in population which accompanied the rapid industrialization of the past 75 years.

New Tenancy Law

23. The first step taken by the Japanese Government toward agrarian reform was the passage of a measure to reduce farm tenancy. This measure, which was in the form of amendments to the agricultural lands adjustment law, was passed by the Japanese Imperial Diet on 18 December 1945.

The provisions of the amendments are: (1) Subject to approval of prefectural governors, non-operating land owners may be required to sell that portion of their land in excess of a "fixed limit" to farm tenants or to the agricultural association (nogyokai) for the purpose of resale to tenants. This fixed limit is to be set at an average of five cho (12.25 acres). (2) Agricultural lands commissions are to be established in rural communities to determine the terms and conditions of land transfer in those cases where negotiations between the parties concerned are unsatisfactory. The members of the commissions are to be elected and will consist of five landowners who rent most or all of their land to tenants, five landowners who cultivate their lands and five tenant farmers. In addition three persons "of high moral repute and practical experience" are to be appointed to each commission by the prefectural governor. (3) The government is to establish a ceiling price on land based on its annual rental value. (4) Pay-

ment of rents for farm land in a fixed amount or a share of the crop is prohibited except in certain cases, when by mutual consent of tenant and landowner, the tenant may pay an amount of produce equal in value to the cash rent.

24. The Japanese Government has been directed to submit to this Headquarters by 15 March 1946 a comprehensive program of rural land reform.

LIVESTOCK SITUATION

25. Statistics from the Ministry of Agriculture and Forestry show that approximately 24,061,106 metric tons of fodder for livestock will be produced in Japan in 1946. This amount will probably be adequate to meet fodder requirements for that year.

26. According to estimates of the Ministry approximately 2,000,000 metric tons of concentrate livestock feeds will be produced in Japan in 1946 against an estimated requirement of about 3,590,000 metric tons.

27. Average annual livestock feed production from 1930 to 1941 and estimated livestock feed production for 1945 and 1946 are shown in the following table.

LIVESTOCK FEED PRODUCTION
(1000 metric tons)

	<u>Annual average 1930 to 1941</u>	<u>1945 a/</u>	<u>1946 b/</u>
Concentrates:			
Oats	146	101	115
Barley	222	145	184
Grain sorghums	553	481	480
Other	<u>1,880</u>	<u>1,182</u>	<u>1,122</u>
Total	2,801	1,909	1,901
Fodder	22,835	23,058	24,061

a/ Preliminary figures.

b/ Estimate.

SOURCE: Ministry of Agriculture and Forestry; accuracy of 1945 and 1946 figures is questionable.

28. Imports of concentrate feeds during the period 1930 to 1941 averaged 936,007 metric tons per year; in 1945 imports were 94,809 metric tons.

Lack of concentrates may seriously affect the production of dairy and poultry products and the use of animal labor in urban areas. Shortage of concentrate feeds may also have an adverse effect on crop production since it will reduce the efficiency of draft animals.

29. The importation of livestock concentrate feeds will probably be necessary to maintain maximum food production in Japan. While factors other than the need for livestock feed will determine to a great extent the amount of imports that can be secured, it is pos-

sible that a minimum of 300,000 metric tons of concentrates should be imported in 1946.

30. Milk production in Japan decreased from 327,396,000 liters in 1944 to 163,636,000 liters in 1945. This 49 percent decrease in milk production is attributed primarily to the shortage of concentrate feeds. The average annual production of dairy products from 1930 to 1935, the 1944 production and the estimated 1945 production were:

PRODUCTION OF MILK AND MILK PRODUCTS

Year	Total Milk Produced (1,000 liters)	Condensed Milk Produced (metric tons)	Powdered Milk Produced (metric tons)	Butter Produced (metric tons)
Annual Average 1930 to 1935	203,689	14,006	925	2,132
1944	327,396	4,370	4,886	3,502
1945 (est.)	163,636	3,811	3,539	2,268

SOURCE: Ministry of Agriculture and Forestry.

31. The production of eggs was 62,100 metric tons in 1944. The highest annual egg production in Japan since 1930 was reached in 1937 when 202,186 metric tons were produced. Annual average production of eggs during the period from 1930 to 1935 was 179,445 metric tons.

AGRICULTURAL TRENDS

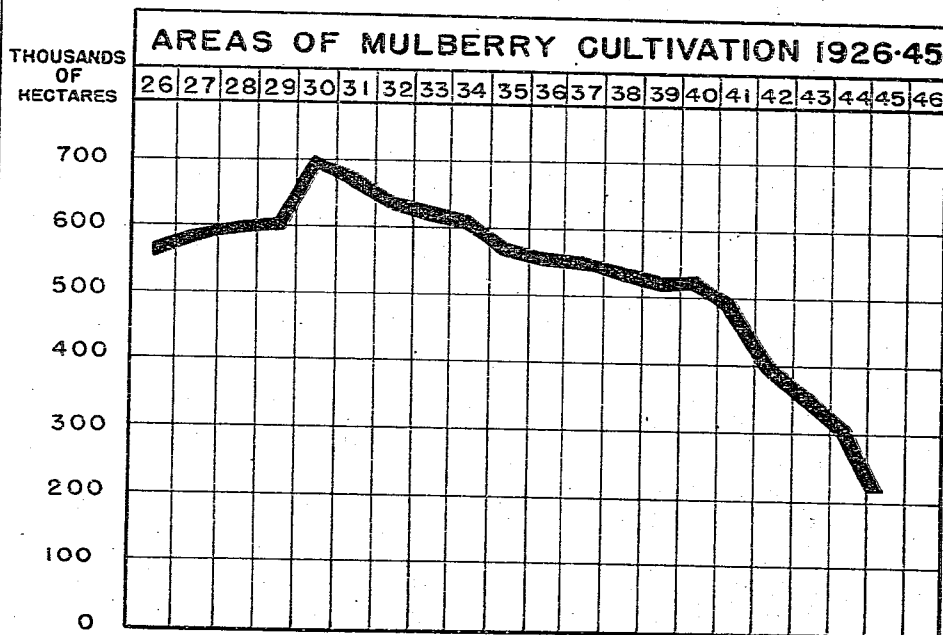
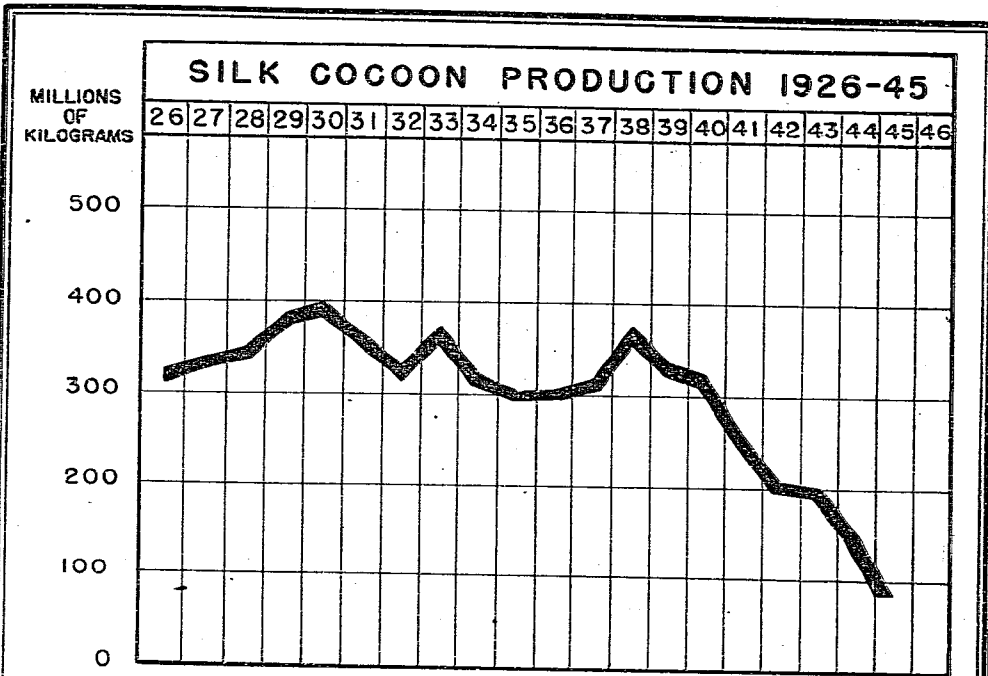
Fertilizer

32. Consumption of inorganic commercial fertilizer is shown in Chart No. 2. It increased from 1,420,000 metric tons in 1926 to 3,542,000 metric tons in 1937. Consumption remained relatively constant at the 1937 level until 1941 when it dropped to 2,930,000 metric tons. Consumption continued to drop each year thereafter until a low of 490,000 metric tons was reached in 1945. Superphosphate and ammonium sulfate were the major inorganic commercial fertilizers consumed during the 20 year period 1926-1945. Consumption of organic commercial fertilizers is shown in Chart No. 3. From 1926 to 1931 it ranged from 2,072,000 to 1,880,000 metric tons, decreasing to 1,415,000 metric tons in 1932. It continued to decrease until in 1945 when only 65,000 metric tons were used.

33. Mulberry area is shown in Chart No. 4. It increased consistently from 566,984 hectares in 1926 to 709,277 hectares in 1930. In the latter year the area of mulberry trees reached an all time high for Japan. After 1930 the area decreased until in 1945 it was only 211,744 hectares.

Silk

34. Raw silk production in Japan Proper shows a close correlation to the trends in mulberry area. The production of raw silk increased from 508,650 bales in 1926 to 636,199 bales in 1930. Levels of production each year from 1931 through 1940 remained almost constant as shown by Chart No. 5. After 1940 heavy decreases in production occurred each year until 1945 when the estimated volume was only 96,563 bales (1 bale - 133.3 pounds). The drastic reductions in the raw silk production during the war years, 1941-1945, are accounted for by decreased demands for silk and by the diversion of the mulberry farms to production of more urgently needed crops.



SOURCE: COCOON PRODUCTION ESTIMATED.
 AREAS FOR OKINAWA PREFECTURE EXCLUDED.
 HECTARE = 3.471 ACRES.

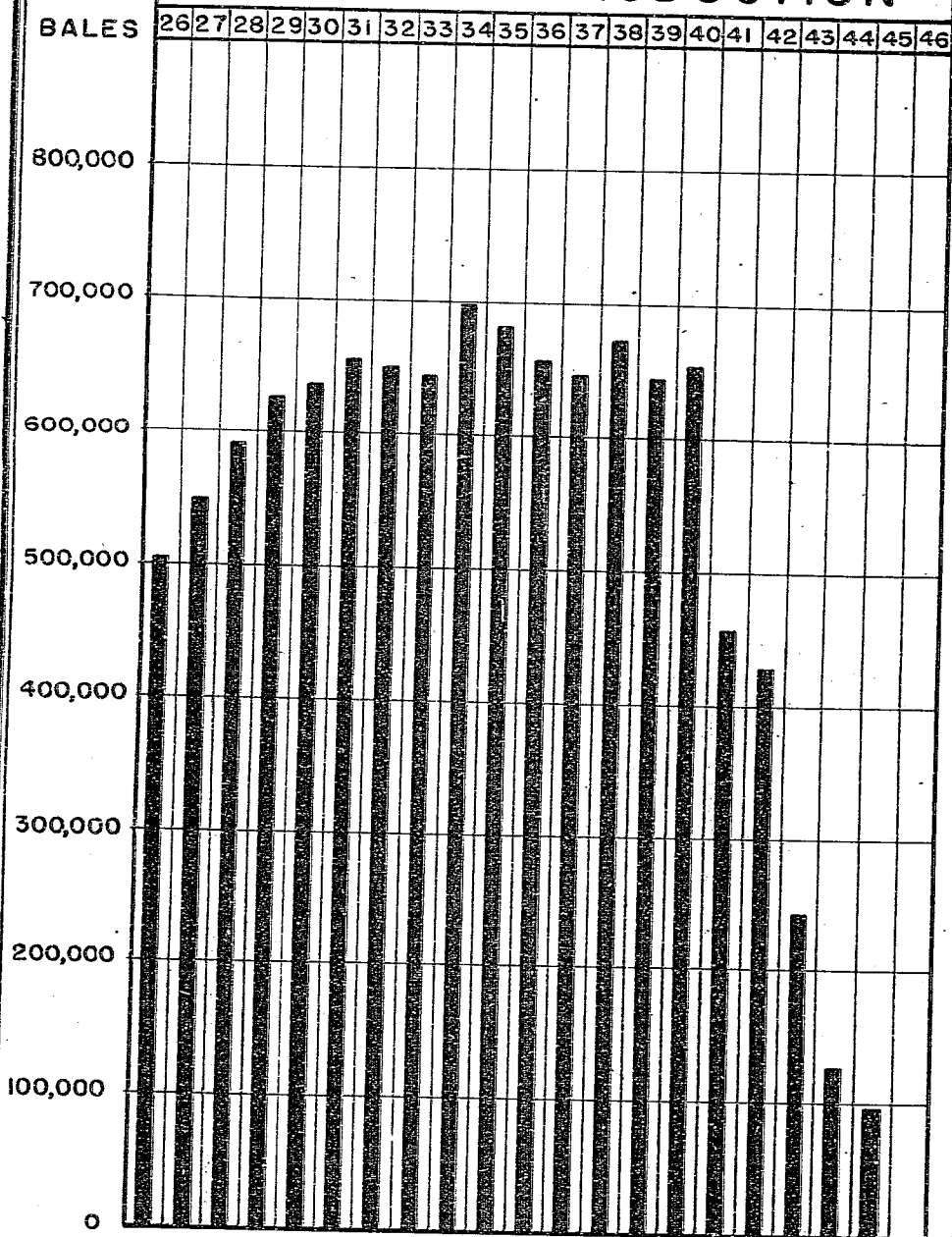
AREAS OF MULBERRY CULTIVATION SILK COCOON PRODUCTION JAPAN

DECEMBER 45

GHQ · SCAP

NUMBER 4

RAW SILK PRODUCTION



NOTES: 1. DATA FOR OKINAWA PREFECTURES ARE EXCLUDED FROM THIS TABLE.
 2. ONE (1) SALE OF RAW SILK WEIGHS 132.3 POUNDS (LBS.).
 3. THE PRODUCTION FIGURE FOR 1945 IS ESTIMATED.

RAW SILK JAPAN

DECEMBER 45

GHQ-SCAP

NUMBER 5

0452

FISHERIES

	Paragraph
Reactivation of the Fishery Industry.	35
Aquiculture	49
Fisheries Production.	52
Readjustments in Fishing Areas.	57
Scientific and Educational Activities	59
Facilities for Landing, Storing and Processing Fish	60

REACTIVATION OF THE FISHERY INDUSTRY

Fishing Craft

35. A large proportion of the boats available for fishing in Japanese waters remains idle. Scarcity of fuel, need of repairs and danger of marine mines are the most important deterrents to the resumption of operations. A general lethargy prevails among the fishermen due to economic conditions. Fuel oil is becoming available, boatyards are making repairs and mines are being inactivated or removed which should result in increased fishing activities early in 1946.

36. At Shimonoseki, one of the leading fishing ports of Japan, only one-third of the available vessels are actually in operation. About 20 percent of 5,700 power fishing boats in Hokkaido are currently active. About 50 percent of the 45,000 sail boats and row boats in Hokkaido are operating.

37. Boatyards are procuring enough material for repairing considerable numbers of damaged craft. There is some construction of new fishing boats. In Fukuoka Prefecture, 10 new boats of about 50 tons each are under construction and should be completed by the end of March 1946. Eleven boats of five to 55 tons are under construction in Hokkaido.

38. The Japanese Government is planning to assemble all vessels remaining of those taken over by the Japanese Navy from private owners during the war. Most of these are former fishing craft and will be returned to the owners.

Considerable interest is being taken in the conversion of Japanese naval craft into fishing boats. The Japanese Bureau of Fisheries has submitted a request for the conversion of 55 submarine chasers and 17 patrol boats.

Petroleum Products

39. Distribution of adequate supplies of fuel oil to the fishermen is of prime importance in order to obtain maximum production from Japanese fisheries. Petroleum stocks in Japan were very low at the time of the occupation. Located Japanese stocks turned over by the Occupation Forces to the Home Ministry or prefectural governments for the use of fishery and other essential industries were soon exhausted. Quantities of Japanese military petroleum reputed stolen by former army and navy officers and sold to fishermen at exorbitant prices likewise were soon exhausted. Substitute fuels made of tar and pine oil were not only insufficient but damaged engines in which they were used.

40. In accordance with a directive of the Supreme Commander, 4 December 1945, arrangements were made for the sale of some naval fuel oil to the Japanese Government.

The Petroleum Distribution Control Company is the responsible Japanese agency which takes delivery of the oil and transports and makes distribution of it to prefectural fishermen's associations.

41. Initial deliveries of the December allotment of oil were delayed in most localities because of poor communications and inadequate transportation. That portion of the December quota from U. S. stocks which was not drawn by the Japanese before January will be cancelled. SCAP directive of 21 December 1945 made additional allotments of diesel oil for January, February and March 1946.

ALLOTMENT FOR FIRST QUARTER OF 1946
(kiloliters)

<u>Month</u>	<u>Diesel Oil</u>	<u>Kerosene</u>	<u>Total</u>
January	5,008	-	5,008
February	5,008	1,391	6,399
March	6,874	2,314	9,188

These amounts do not include the additional allotments to be made from Japanese stocks.

42. The distribution of oil to the fishermen is being made according to a plan devised by representatives of the Japanese Fishermen's Association, prefectural governments and the Japanese Bureau of Fisheries. Under the terms of this plan the various prefectures have been allotted quantities of oil commensurate with the size of their fisheries and the requirements of the specific types of fishing conducted in the area. The fishermen will receive oil from their local associations in the various ports upon delivery of their catches. Only those who sell their fish through recognized channels will obtain fuel oil.

43. The release of large quantities of fuel oil to the fishermen should result in an immediate increase in fish landings throughout Japan. With illicit sources of fuel exhausted, the fishermen will be forced to sell their fish through authorized channels in order to obtain oil. This will curtail black-market operations.

Salt

44. Salt is one of the most serious shortages in Japan. There are but insignificant salt deposits in Japan, the rainy humid climate precludes large scale solar evaporation and the coal shortage prevents any appreciable production by artificial evaporation. The chemical industry and housewives are limited in the use of salt and the supply for preserving fish is far from adequate. Salt must be imported to obtain full utilization of fisheries resources.

No more than 4,000 metric tons of salt were made available to the Japanese fishing industry during the last quarter of 1945, in contrast to the estimated 18,000 tons required for that period. This allotment was made from locally produced stocks and from imports from the Asiatic mainland during December.

Increased Food for Fishermen

45. Considerable effort has been made to increase the rice ra-

tion received by fishermen. At the present time no standard system has been adopted and the amount of rice per ration varies with each prefecture. The overall average for fishermen is about 3.8 go per person per day (one go equals 140 grams) compared to the general ration of 2.1 go.

Fish Prices and the Black Market

46. When price ceilings were removed in November in an effort to stimulate fishing activities and to discourage black-market operations, fish prices approached black-market levels.

The fishermen's associations which normally handle the bulk of the catch had little or no fuel and other supplies to distribute to their fishermen. Many fishermen sold their fish to black-market operators who were able to provide oil from illicit sources. This was a major factor in driving prices far above the level which could be paid by the average consumer.

47. The large quantities of fuel oil made available for distribution through the fishermen's association during the latter part of December should stimulate the flow of fish through controlled channels. Prices will tend to reach a realistic level because of the resulting increased supply of seafood on the market.

As an inducement for shipping fish, wholesale prices paid for fish shipped to the six big cities are somewhat higher than those paid for fish consumed locally. However, the price level for the metropolitan areas affects prices throughout Japan. In an agreement reached by the Bureau of Fisheries, the large wholesalers and retailers and fishing companies, ceiling prices have been set for the leading varieties of fish marketed in the six big cities. Fuel oil made available for distribution through the fishermen's associations will be sold only to fishermen who deliver their catches to dealers who are paying the recommended prices.

48. In addition to the reduction of prices in January, fish dealers have agreed to reduce their commission fees from 30 percent to 20 percent. Both prices and commissions are admittedly still too high but a sudden drastic drop in prices would destroy all incentive for fishing.

Direct action by local authorities can produce good results in lowering prices and increasing the supply of fish. The authorities of Kumamoto Prefecture became alarmed at the breakdown of the price system and the resulting decrease in the amount of fish reaching the consumer through recognized channels. They passed a regulation to the effect that fishermen who sold their catches outside of association channels would be punished. An official of the prefectural government travelled to all the fishing ports, even those on remote islands, and conducted a campaign of education and threats. The largest black-market operator in Kumamoto was licensed as a legitimate retailer. As a result, greatly increased supplies of fresh fish are reaching the consumer, black-market prices have collapsed and the retail cost of fish has dropped considerably.

AQUICULTURE

49. With Japan's former widespread fishing areas now confined to home waters by Allied directives, the artificial propagation of food fish is reaching a new importance throughout the nation.

50. Although carp have been artificially reared in many parts

of Japan for centuries, no efforts were made to propagate them in Hokkaido until 1943 when the scarcity of food led to trials in that island. The attempt was successful and 2,000,000 carp fry were liberated into rivers and rice paddies during the year. A total of 6,600,000 fry was released in 1944 and in the following year production reached 7,100,000. Optimistic estimates place 1946 liberations at 32,000,000 carp fry. Proposed plans call for the use of a former airbase as a hatchery. The production of these numbers of fish in natural water courses and in rice paddies never before utilized is a forward step in increasing fish production.

51. Salmon and trout hatcheries in Hokkaido are maintaining their planting quotas in spite of the scarcity of fish food. Construction of new hatcheries and expansion of present facilities are planned for next year. The production of trout and salmon fry by Hokkaido hatcheries was:

NUMBER OF FRY LIBERATED FROM HOKKAIDO HATCHERIES a/

<u>Year</u>	<u>Trout</u>	<u>Salmon</u>
1940	37,441,287	354,144,010
1941	42,858,646	380,516,991
1942	42,085,225	344,854,264
1943	79,822,060	337,431,734
1944	12,010,130	207,144,127
1945	90,450,000	354,600,000
1946	121,500,000	405,000,000

a/ Figures for 1945 and 1946 are estimates. Figures for 1940 to 1944 include output of hatcheries on Etorofu and Kunashiri Islands.

SOURCE: Fisheries Section, Hokkaido Prefecture.

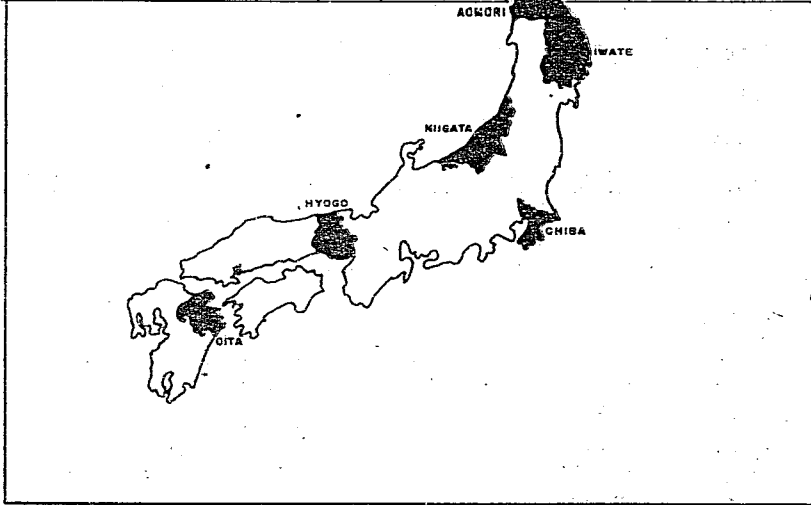
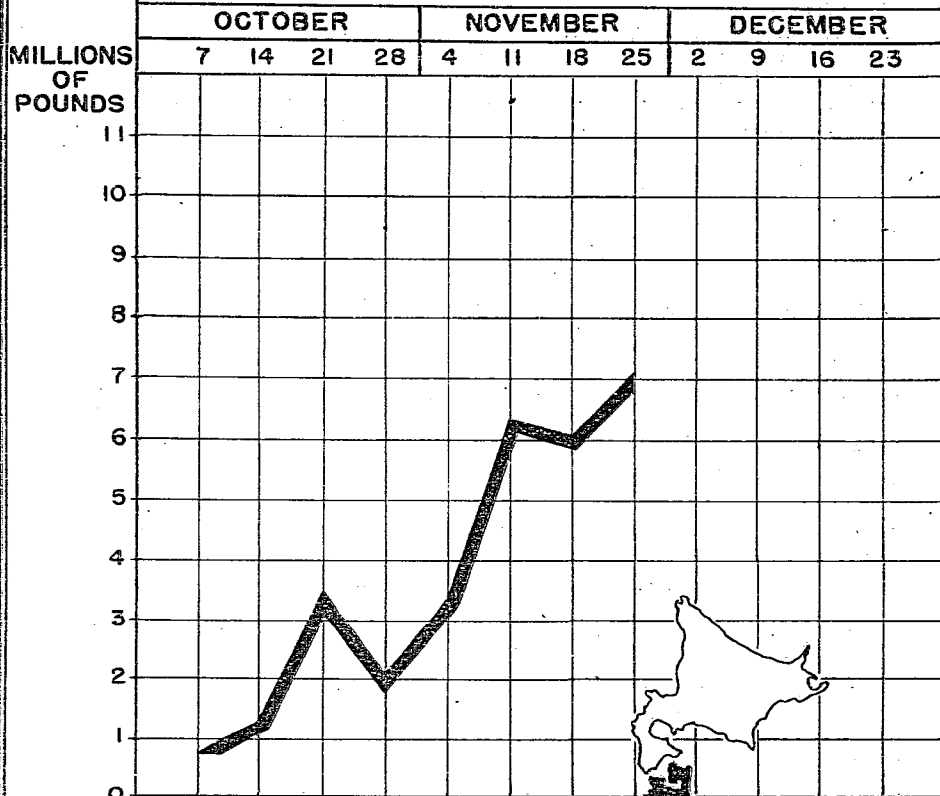
FISHERIES PRODUCTION

52. Fish catches are improving throughout most of Japan, although in some sections the increase is not so great as was expected. Fuel and net shortages, inadequate boat repairing facilities, the presence of marine mines in many good fishing areas and poor weather combine with the serious economic situation to hold down catches.

53. Reports on current fishing activity are delayed in transit from outlying prefectures because of poor communication facilities. General reports on conditions during the period 26 November to 2 December indicate good fishing in six of the fifteen reporting prefectures. Heavy landings of squid were reported from Iwate, Shizuoka, Aichi and Saga. Large sardine catches were reported from Chiba, Aichi and Kochi while mackerel and squid in Shizuoka and Saga catches were reported. Nine prefectures reported very poor fishing conditions because of inclement weather.

54. Catch reports are now received with sufficient regularity. Statistics for six representative prefectures are presented in the accompanying table and Chart No. 6. These prefectures were chosen because reports have been received from them more regularly and over a longer period of time than from others and because their geographical location gives a good picture of catch trends in the Japanese Home Islands.

TREND IN FISH LANDINGS



FISH LANDINGS SIX REPRESENTATIVE PREFECTURES JAPAN

DECEMBER 45

GHQ · SCAP

NUMBER 6

0457

Two of the prefectures are located in northern Honshu, two in central Honshu (one on the Pacific Coast and one on the Japan Sea Coast), one on the Inland Sea and one in northern Kyushu. As shown by the graph, fish landings have increased considerably during the period from 1 October to 25 November. With fuel oil now available to the fishermen in greater quantities, catches should continue to increase during the next few months notwithstanding that poor winter weather will be a handicap to operations.

FISH LANDINGS FOR SIX REPRESENTATIVE PREFECTURES
1 October to 25 November, 1945

Prefecture	Oct	Oct	Oct	Oct
	1-7 (Pounds)	8-14 (Pounds)	15-21 (Pounds)	22-28 (Pounds)
Aomori	207,427	567,703	1,275,631	1,187,092
Iwate	337,967	499,897	1,352,183	339,526
Niigata	118,549	54,620	217,455	231,104
Chiba	70,650	110,257	128,039	62,299
Hyogo	48,775	36,978	73,452	84,770
Oita	<u>6,332</u>	<u>11,384</u>	<u>430,281</u>	<u>169,159</u>
Total	789,700	1,280,839	3,477,041	2,073,950
	Oct 29 Nov 4 (Pounds)	Nov 5-11 (Pounds)	Nov 12-18 (Pounds)	Nov 19-25 (Pounds)
Aomori	967,495	638,228	2,580,745	1,791,632
Iwate	1,744,907	4,748,217	2,410,772	3,792,734
Niigata	243,548	261,625	242,611	610,633
Chiba	67,607	40,020	181,501	100,245
Hyogo	85,588	296,958	163,769	364,169
Oita	<u>268,553</u>	<u>391,500</u>	<u>429,338</u>	<u>451,816</u>
Total	3,383,698	6,374,548	6,018,736	7,111,229

SOURCE: Japanese Bureau of Fisheries.

Hokkaido

55. The island of Hokkaido, which normally accounts for about one-third of the fish catch of Japan, is expected to produce about 960,000 metric tons of marine products in 1946 according to prefectural authorities. Although this is believed to be an optimistic figure, Hokkaido should produce a large share of future Japanese fish catches. Normally the people of Hokkaido consume approximately 39 percent of the annual catch of the island; most of the remainder is shipped to Honshu.

Hokkaido was less disturbed by the war than any other part of Japan. If substantial amounts of oil, nets and other supplies are made available, its fisheries are in a position to supply

an appreciable amount of the animal protein seriously needed in the large population centers of Honshu.

56. Recent annual catches of marine products in Hokkaido were:

CATCHES OF MARINE PRODUCTS IN HOKKAIDO
(in metric tons)

1940	947,710
1941	870,080
1942	826,480
1943	988,820
1944	843,080
1945 (Jan-Oct)	626,620
1945 (Nov-Dec) ^{a/}	27,640
1946 ^{a/}	959,640

^{a/} Estimate

SOURCE: Fisheries Section, Hokkaido Prefecture.

The catch figures for 1940 to 1945 include production of Etorofu and Kunashiri Islands which are now outside the fishing area authorized for Japanese operations. The estimated catch for 1946 includes only production which can be attained in the present area provided adequate supplies are made available. This figure is higher than the average catches of the war years and far greater than 1945 production which was curtailed by military operations and shortages of materials. If an appreciable proportion of the 960,000 tons can be produced it will be a substantial contribution to the food supply of Japan.

READJUSTMENTS IN FISHING AREAS

57. Japanese fishing interests continue to request extension of areas in which fishing may be pursued. Requests have been received for permission to resume prewar operations in the Yellow and China Seas, along the coast of Korea, Kamchatka, the Kuriles, Sakhalin, Mexico and Argentina and in Bering Sea and the Antarctic. Investigation has shown that the areas in which the Japanese are authorized to fish are capable of yielding sufficient fishery products to care for the needs of the population.

58. Whaling interests have requested permission to operate whaling stations in the Bonin Islands. Although whaling may be carried out in the Bonin group under the provisions of a directive issued by this Headquarters, it was specified that use of harbors and shore bases would not be authorized.

SCIENTIFIC AND EDUCATIONAL ACTIVITIES

59. The Hokkaido Fisheries Experimental Station at Yoichi and the Onagawa Fisheries Laboratory at Onagawa, Miyagi Prefecture, are currently engaged in the conduct of important studies on fisheries problems.

The Hokkaido Fisheries Experimental Station has a large physical plant at Yoichi. In addition to this marine station there

are four field stations situated at Hakodate, Wakkanai, Nemuro and Abashiri. The principal research carried on by this institution includes such long range investigations as following the year classes of spring herring with a view to predicting the catch, population studies of the important marine fishes, basic studies in fish propagation and studies on utilization of fisheries products.

The Onagawa Fisheries Laboratory functions as a field station of the Institute of Agricultural Research, Tohoku Imperial University of Sendai. Here basic research is conducted on the life history, genetics and improved methods of propagating oysters, and on the life history and control of Teredo navalis (wood borer). Studies are also made on starfish poison and the attacking mechanism of starfish on shellfish, on utilization of fish by-products and on improved methods of preserving fish. The standard of research is high.

FACILITIES FOR LANDING, STORING AND PROCESSING FISH

60. The Japanese fishing industry is dispersed at many points along the extensive and irregular coastline of the islands in contrast to the concentrations at scattered places usually found in other countries. Fishing villages are located at every possible site; in some areas separate ports are no more than one hundred yards apart. Although natural harbors are plentiful, considerable construction work has been necessary in order to make some ports usable in poor weather. Several years ago the Japanese Bureau of Fisheries instituted a program for fish harbor construction and repairs, and many excellent harbors were built. The locations of these fishing ports are shown on Map No. 7.

61. Fish canneries are located at many of the ports constructed by the government as well as on many natural harbors from one end of the country to the other. The locations of the larger plants are also shown on this map.

62. Cold storage plants are located not only at the fishing ports but in the metropolitan centers of population. Many of the refrigeration plants were destroyed or damaged during the war, as shown on Map No. 8. Although many of the plants shown are primarily for the storage of foodstuffs other than fish, nearly all are used to some extent for holding seafood.

SECTION 2
FORESTRY AND MINING

C O N T E N T S

	Paragraph
General	1
Forestry	5
Mining and Geology	25

GENERAL

1. The production of lumber in Japan is being increased as rapidly as worn out equipment and machinery permits. The 158 saw-mills in the Tokyo-Yokohama area have a total daily capacity of only 400,000 board feet or an average per mill of 2,500 board feet.

The production and distribution of charcoal which is urgently needed in the large cities is being encouraged.

2. The mining industries of Japan are establishing prices for 1946. With data on wartime production now available, a study can be made of the great over-expansion of the Japanese mineral industries compared to the meager supply of raw materials available in the Home Islands.

3. Coal production, which holds a key position in Japanese economy, shows considerable percentage increase over November but tonnage is still far below consumption needs. Stockpiles are adequate only if production continues to increase.

4. Petroleum production dropped sharply the last week of November and the first week in December. Exploration work has stopped because of weather conditions but Japanese plans call for the drilling of about 54 wells starting in the Spring of 1946 if materials and personnel are available.

FORESTRY

	Paragraph
Sawmill Survey	5
Bamboo	11
State Forests	15
Imperial Forests	20

SAWMILL SURVEY

5. The largest and most modern sawmill in Japan was studied in connection with a survey of sawmills now in progress. This sawmill, the Akita Mokuzai Kabushiki Kaisha located at Noshiro in Akita Prefecture, is one of several plants of the Akimoku Kikai Seisakusho which manufactures lumber, veneers and plywood, sawmill and veneer machines and machine tools. The total enterprise has a capitalization of ¥ 25,000,000; the sawmill at Noshiro is capitalized at ¥ 2,000,000. This firm is a joint stock company in which the workers own 17 percent of the stock.

6. Production capacity of the mill is approximately 60,000 board feet per day based upon a two-thirds conversion factor from the log to lumber. Capacity production was reached during 1943 when Japan's lumber industry attained its peak. Daily production now is approximately 40,000 board feet per day. Although the mill normally is powered by both steam and electricity totalling 1,100 H.P., at present only electricity operating at 650 H.P. is being used.

7. The mill proper contains the following principal items of equipment: two band cutoff saws with 48-inch and 30-inch wheels; two band headsaws with 6-foot and 5-foot wheels; six "pony" band-mills including two with 48-inch wheels and four with 44-inch wheels; three vertical band resaws with 44-inch wheels, complete with automatic feed and setworks on carriage; four table-band resaws with 44-inch wheels; two horizontal-band resaws with 46-inch wheels; and two double circular saw edgers and one single saw edger.

The mill is equipped with live rollers and green chain, the latter consisting of three parallel moving one-half inch steel cables about three feet apart. Logs are moved into the mill from the top of the jack ladder by hand powered dollies, and are turned by hand on all the saws.

Lumber is graded, stamped and prepared for shipment. The present mill personnel totals 100 men and women. The daily wage for common labor is ¥ 5 per day, while skilled sawyers and filers receive ¥ 6 per day.

8. One of the prominent features of the mill is the thin gauge of the bands used. The two headsaws have 18 and 20 gauge saw while both the table and the automatic resaws have 27 gauge saws with a rim speed of 15,000 feet per minute. These mills have specially designed and patented machines for the manufacture of thin boards.

9. The principal sources of logs for the operation are the government forests within a radius of about 25 miles which provide 90 percent of the logs used. The other 10 percent come from private forests and from company-owned forests which total approximately 13,000 acres.

Because of the present low controlled prices of logs and standing timber, private owners are unwilling to sell their timber, and the sawmill is almost entirely dependent upon government-owned forests.

Approximately 50 percent of the logs are transported from forest to mill by water; truck and rail transportation handled 30 and 20 percent respectively.

The present principal products are boards 3/16 to 1/2 inches thick for housing construction. The Tokyo-Yokohama area is the principal market, with rail the main transportation facility.

10. The chief factors hampering full capacity production are: labor; food for workers; supplies such as leather and rubberized fabric belting, lubricating oil and high grade steel for saw manufacture; and thin boards. The last factor is very significant since by far the greater part of the lumber produced consists of thin boards used for small housing and rehabilitation. This cuts down on the total volume of logs sawed though proportionately increasing the utility value of the logs.

Since board foot value itself does not convey the full significance of the utilization of this lumber, some of which approaches veneer thickness, a factor of 2.5 would indicate more

fully the actual mill operation as well as the utilization of the final product from the viewpoint of American construction.

The shortage of supplies is critical in this and most other Japanese sawmills. The destruction of existing saw stocks and saw manufacturing plants and the lack of high grade steel for the manufacture of new equipment result in the use of worn saws which are dangerous. The lack of lubricants is also seriously hampering mill operations.

BAMBOO

11. Bamboo is an important product in Japan because it is considered one of the best building materials. It is light in weight, strong, elastic and relatively cheap. The Japanese Government is encouraging the growing of bamboo by giving technical advice and economic assistance to land owners and conducting research to develop improved varieties and better products.

12. Four important species which make up most of the bamboo forests are madake, medake, mosochiku and hachiku. As a general rule these species grow better in the southern part of Japan than they do in the northern part.

The total area on which bamboo is grown is about 400,000 acres. Almost 90 percent of the bamboo acreage is in private holdings consisting primarily of small tracts owned by farmers.

13. The need for reconstruction has created a booming market for bamboo. It is used for studs, poles, lattice work, sheets, mats, walls and as a base for plaster. It is also commonly used for furniture, fences, railings and pipes for carrying water. Bamboo leaves and stalks are utilized in the manufacture of rope, paper and baskets. The young sprouts of mosochiku are eaten as a vegetable.

14. Bamboo is sold by the soku or bundle which averages about 20 inches in circumference at a point approximately $4\frac{1}{2}$ feet above the base. Production during the last 30 years has averaged about five million bundles per year. Because of increased production in recent years, it is estimated that production for the year ending 31 March 1946 will be 15 million bundles. Present stockpiles total 1.5 million bundles distributed as shown in the accompanying chart.

STATE FORESTS

Administration and Management

15. The term "state forest" is synonymous with National Forests in the United States. The state forests of Honshu, Shikoku and Kyushu are administered in the field by six Regional Forest Offices, called "Erinkyoku", which act under the central direction of the Bureau of Forestry (Sanrinkyoku) of the Ministry of Agriculture and Forestry (Korinsho).

In their respective regions the Erinkyoku prepare overall management plans, conduct supervision and perform overhead functions. Plans are translated into practical programs of cutting and management by the 230 Forest Management Stations (Erinsho) and applied to 322 working areas (Zigyooku), which comprise the basic operating units of the state forest lands.

16. Each of the six Regional Forest Offices administers its share of the forests through the three branches of Planning, General Affairs and Utilization. Surveys and inspections are constantly

made in the field by staff personnel. On the basis of their reports, overall working plans are drawn up to include silvicultural management and general location and volume of cut for a 10 year period. Where clear-cutting is practiced, only the area to be harvested is designated.

In its relationship with the prefectural governments the Regional Forest Office is limited to giving advice concerning the administration of private, prefectural and other community forest lands. In certain important matters such as charcoal production both agencies actively cooperate.

17. Under each Regional Forest Office are the several Erinsho, or Forest Management Stations. Basing its plans on the higher policy set by the Erinkyoku, the Erinsho draws up detailed schedules for annual operations and puts them into effect in its working areas.

The Erinsho frequently submits to the prefectural government recommendations on policy which are generally accepted. Upon the request of private timber owners, it makes recommendations and may also actively cooperate in private forest operations. Other examples of aid extended in the prefecture are the buying of forest land inaccessible to private operators but workable with state facilities, preparation of plans for roads through private forest and cooperative plantings.

18. The 1,645 Forest Management Boxes (Tantooku) are under the direct supervision of the Forest Management Stations, each of which controls about seven boxes or ranger stations. Each box is operated by one ranger who has an area of about 8,000 acres under his jurisdiction. His most important duties are policing, enforcement of fire regulations and the employment of workers. When experts from the Erinsho are unavailable, the ranger may be called upon to direct various phases of logging operations.

Contrary to American practice of living in the forest, most Japanese rangers live in villages readily accessible to their areas of responsibility. The lack of transportation and particularly the age-old Japanese custom of living in a community prevent a single individual or family from living alone in the forest.

Dwelling as they do on land under prefectural control, these rangers lend valuable technical assistance to farmers and owners of private forests. They observe prefectural and private policies and forward their observations through the local Erinsho to the Regional Forester, who may then tender advice to the prefectural governor. The technical activity of the state foresters on prefectural and private lands is encouraged by the prefectures, since the prefectural Forestry Sections are generally understaffed.

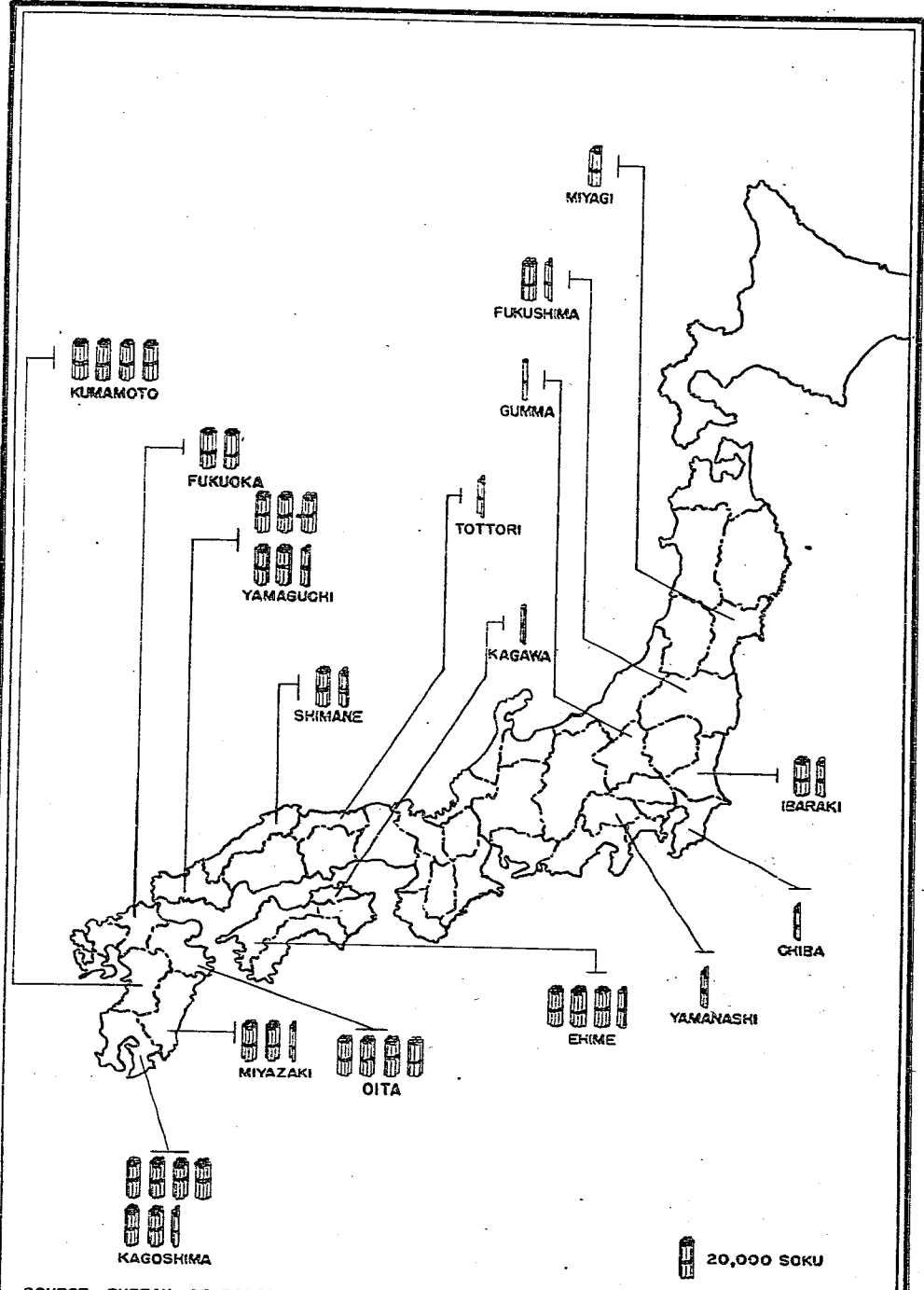
IMPERIAL FORESTS

19. The locations of Imperial Forests are shown on Map No. 8B.

The Anagi Imperial Forest

20. The Anagi Imperial Forest was recently inspected in order to study the timber stands, logging operations, silvicultural practices and forest management. This forest consists of 38,382 acres of steep, mountainous land in the center of Izu Peninsula in Shizuoka Prefecture. It is part of the holdings of the Imperial Household and is administered by the Imperial Forests and Estates Bureau of the Imperial Household Ministry.

For purposes of administration the forest is divided into two working circles, each under the supervision of a technical forester. The working circles are further subdivided into eleven



SOURCE: BUREAU OF FORESTRY, MINISTRY OF AGRICULTURE AND FORESTRY
 NOTE: 1 SOKU = BUNDLE OF BAMBOO 48.48 CM (19.1") IN CIRCUMFERENCE

BAMBOO

STOCKPILES BY PRODUCING PREFECTURES

JAPAN

DECEMBER 45

GHQ-SCAP

NUMBER 8-A

0465

ranger districts each under the administration of a district ranger. There are 33 trained foresters working on the forest.

21. Eighty percent of the forest area consists of forest plantations ranging from one to 70 years in age. The two principal trees planted are sugi (*Cryptomeria japonica*) and hinoki (*Chamaecyparis obtusa*). Plantations are largely even age, pure stands.

The remaining 20 percent of the forest area consists primarily of natural forests composed of mixed conifers and hardwoods. Volume of standing timber is 48 million cubic feet or 1,250 cubic feet per acre.

The forest plantations of sugi and hinoki are managed with a clear-cutting system and an 80-year rotation. The natural forests are managed with a selection system using a 120-year rotation and a 30-year cutting cycle. Stands are replanted within two years after cutting. Seedlings are grown in nurseries on the forest.

Sugi is planted on the deeper and more moist soils under elevation of 800 meters. Hinoki is planted on the shallower and drier soils at all elevations. Momi (*Abies firma*) is planted at higher elevations on sites exposed to cold northwest winter winds.

Thinnings are made periodically throughout the rotation. The forest is managed on a sustained yield basis; the cut is calculated by formula so that it is approximately equal to the growth.

22. Logging operations are rather primitive. Logs are transported to the landing on small wooden sleds which are pulled by hand along corduroy skid roads. At the landing the logs are loaded on trucks by hand. Little mechanized equipment is used on this forest although one skyline was observed which was being used to carry logs across a deep valley.

23. Annual production of timber products is about 1,350,000 cubic feet which includes production of 463 metric tons of charcoal. Utilization is complete. Logs down to about four inches in diameter are used as sawlogs; smaller material is used for poles, firewood, or charcoal. Small branches and twigs are gathered into bundles to be used for fuel while the bark of sugi is used for roofing. Estimated net income of the Amagi Imperial Forest for 1948 is ¥ 452,107 or \$ 11.76 per acre.

24. The Amagi Imperial Forest appears to be well managed and is maintained at a high level of production. Practically no land is wasted and the timber stands are actively growing stands. Sound principles of forest management are followed.

MINING AND GEOLOGY

	Paragraph
Coal	25
Minerals and Metals.	33
Petroleum.	45

COAL

Production

25. Coal production figures for Japan Proper are considerably higher for December than they were for November, which was the

lowest monthly production in this century. The monthly total for the Japanese fiscal year of 1945 and the preliminary figures for each 10-day period in November and December are:

PRODUCTION OF COAL IN JAPAN PROPER 1945
(1,000 metric tons)

<u>Month</u>	<u>Hokkaido</u>	<u>Honshu</u>	<u>Kyushu</u>	<u>Total</u>	<u>Percentage of change</u>
Apr	1,050	517	2,031	3,598	
May	1,106	527	2,044	3,677	+ 2
Jun	1,110	487	1,917	3,514	- 4
Jul	948	336	1,504	2,788	- 21
Aug	688	175	810	1,673	- 40
Sep	448	105	337	890	- 47
Oct	231	95	267	593	- 33
Nov	151	106	292	549 ^{a/}	- 8
Dec	212	183	445	840	+ 53
Nov 1-10	50	30	82	162	
11-20	42	32	88	162	0
21-30	59	44	122	225	+ 39
Dec 1-10	57	44	112	213	- 5
11-20	71	62	145	278 ^{b/}	+ 30
21-31	84	77	188	349 ^{b/}	+ 25

a/ Revision of preliminary figure submitted last month.

b/ Revision can be expected.

SOURCE: Japanese Government Fuel Bureau and Coal Association.

The slight drop in the first 10 days of the month is artificial because of the Japanese bookkeeping system of ignoring all mine plant consumption of coal until the last day of the month and then adding it to the production for the last ten-day period, thus making the production for the last 10 days of November appear higher than it actually was.

Mining Conditions

25. Field investigation in the middle of December revealed that the promises by the Japanese Government of increased food, wages, clothing and housing had not been carried out.

A 50 percent increase in food rations and wages for coal miners had been publicized but deliveries of food bonuses had not been made and wages lagged far behind unofficial city scales for ordinary labor. Improvements in clothing supplies and housing were rare. Two directives were issued expressing dissatisfaction with the situation and ordering reports of remedial action.

27. Mining supplies were not an important deterrent to production in view of the resumption of explosives manufacturing and the release of former Japanese military stocks of wire rope to the coal mines.

Future Production

28. Although the percentage increase of coal production in Japan in December is encouraging it is far from satisfactory from the standpoint of consumption needs and mine capacity. The peak

month's production for Japan was roughly 5,000,000 metric tons in 1940; in 1944 the average was 4,100,000 tons monthly. The present physical capacity of mine plants is indicated to be at least half the latter rate. This assumption was substantiated by two spot checks in Kyushu.

29. Major improvements in the mines and plants are necessary to increase production above 2,000,000 tons per month. The stress of the Japanese war effort hindered underground development work so that much "lead work" must be done soon. Even more critical are the depletion of supplies and the depreciation of mechanical equipment. The ability of Japanese industry to repair and replace worn out equipment and to furnish supplies will greatly affect the attainment of maximum coal output.

Stockpiles

30. The depletion of stockpiles continued in December but at a slightly lower rate than in previous months as is indicated in the following table:

STOCKPILES OF COAL IN JAPAN PROPER, 1945
(1,000 metric tons)

Date	Hokkaido	Honshu		Kyushu	Total	Percentage of change
		Joan (includes Shikoku)	Ube			
Mar 31	2,090	123	184	1,634	4,031	
Apr 30	1,870	116	180	1,646	3,812	- 5
May 31	1,750	114	184	1,762	3,810	-
Jun 30	1,747	137	189	1,963	4,036	+ 6
Jul 31	1,738	100	214	2,081	4,113	+ 2
Aug 31	1,617	95	249	2,234	4,095	-
Sep 30	1,270	78	240	2,143	3,731	- 9
Oct 31	1,046	75	219	1,847	3,187	-15
Nov 30	921	74	189	1,554	2,738	-14
Dec 10	876	107	242	1,444	2,669	- 3
20	644	1110	324	1,493	2,571	- 4

SOURCE: Ministry of Commerce and Industry and Nippon Sekitan Company.

Locations of stockpiles of coal as of 30 November 1945 shown in Table No. 9 reveal that only half the coal is actually available for prompt loading. This is based on estimates of the Nippon Sekitan Company, the national coal distributing agency and substantiated by independent reports of difficulty in gaining access to many stockpiles. Shortage of trucks and disintegration of roads under winter conditions are the main difficulties. An additional consideration is that much of the coal listed in stockpiles has been there so long that it has elacked, decomposed and been eroded to the point where it is scarcely worth listing as a stock of coal according to private Japanese sources of information.

31. Accurate data are lacking on available coal in stockpiles as of 30 December but it is probably down to nearly 1,000,000 metric tons. Not only is supply in transit and in dealers' and consumers' stocks running low everywhere, but also it is actually running out in certain essential places as a result of a railroad bottleneck in the ferry service between Hokkaido and Honshu.

Consumption

32. The accompanying three tables on monthly consumption by users in 1945, monthly deliveries of coal and December consumption allotment plan, suggest that Japan has cut consumption to an economic minimum.

This level of consumption eliminates all but the most essential industry and brings Japanese consumption in line with expected production. When production increases, the pressure of Japanese industry for more coal can also be expected to increase.

MONTHLY CONSUMPTION OF COAL BY INDUSTRIES IN 1945
(1,000 metric tons)

Industry	Apr	May	Jun	Jul	Aug	Sep	Oct	Nov ^{a/}	Dec ^{a/}
Iron and Steel	704	694	587	435	222	123	103	81.5	66
Mining ^{b/}	45	41	35	36	27	17	13	160	188
Gas and Coke	185	183	141	97	72	69	66	33.5	42
Salt	18	20	22	23	42	44	20	21	11
Railways	767	760	618	571	398	316	450	464	410
Domestic Uses	77	125	182	160	218	348	135	90	43
Army	114	136	88	92	36	1	--	--	--
Navy	107	90	100	63	24	1	--	--	--
Ship Bunkering	84	65	50	42	23	17	19	60	50
Ship Building	51	42	33	22	11	7	5	--	--
Metals	136	131	114	91	50	20	8	--	--
Electric									
Power & Light	180	196	141	71	36	9	3	--	--
Chemicals	329	306	247	175	89	68	59	--	--
Ceramics	142	148	125	92	53	38	28	25	65
Fibres & Textiles	76	70	63	51	43	52	32	--	--
Food	49	52	50	36	35	46	26	--	--
Liquid Fuel	149	153	143	98	41	22	6	--	--
Briquette	27	25	21	15	9	9	7	--	--
Government (Civil)	36	40	34	29	26	37	15	--	--
Others	55	69	65	49	31	52	46	--	--
Ammonium Sulphate	--	--	--	--	--	--	--	12	38
Total Japanese Domestic	3,331	3,346	2,859	2,268	1,486	1,296	1,041	947	913
Occupation Forces							40	50	59
Hong Kong							--	8.7	18
Korea							--	53.6	70
Total Allied Powers							40	112.3	147
Grand Total	3,331	3,346	2,859	2,268	1,486	1,296	1,081	1,059.3	1,060

^{a/} Estimated.

^{b/} Except for the months of November and December this figure does not include coal consumed at coal mine.

SOURCE: Ministry of Commerce and Industry.

MONTHLY DELIVERY OF COAL IN 1945
(1,000 metric tons)

Month	Hokkaido	Honshu (includes Shikoku)	Kyushu	Total
April	774	1,846	1,259	3,879
May	769	1,703	1,218	3,690
June	746	1,448	1,118	3,312
July	670	1,116	925	2,711
August	681	577	433	1,691
September	588	361	303	1,252
October ^{a/}	293	396	427	1,116
November ^{a/}	190	472	342	1,004

^{a/} Estimated.

SOURCE: Ministry of Commerce and Industry.

ESTIMATED CONSUMPTION OF COAL FOR DECEMBER 1945 ^{a/}
(1,000 metric tons)

Industry	Hokkaido	Honshu (includes Shikoku)	Kyushu	Total
Iron and Steel	0	6	60	66
Mining	96	9	83	188
Gas and Coke	3	26	13	42
Salt	0	11	0	11
Railways	55	300	55	410
Domestic Uses	43	0	0	43
Ship Bunkering	5	9	36	50
Shipbuilding))))
Metals))))
Electric Fr & Lt))))
Chemicals))))
Ceramics))))
Fibres & Textiles)-5)-40)-20)-65
Food))))
Liquid Fuels))))
Briquette))))
Government (Civil)))))
Others))))
Ammonium Sulphate)	36	2	38
Total Japanese Domestic	207	437	269	913
Occupation Forces	11	48	6	65
Hong Kong	0	0	18	18
Korea	0	0	70	70
Total Allied Powers	11	48	94	153
Grand Total	218	485	363	1,066

^{a/} Japanese Allotment Plan Prepared by Ministry of Commerce and Industry.

SOURCE: Ministry of Commerce and Industry.

MINERALS AND METALS

33. During December steps were taken by a number of the mineral industries toward the resumption of operations. One of the more important of these steps has been an agreement on proposed prices. On the basis of these proposed prices it is possible to make some estimates of potential production.

During the war the mining industries of Japan were very heavily subsidized and an elaborate system was employed whereby individual mines received subsidies sufficient to make their operation profitable in spite of working ores far below any normal commercial grade.

Data have now been secured which for the first time permit an appraisal of Japan's mining and metallurgical industries for the war period. Some pertinent figures are given in the paragraphs on individual commodities which follow, those of the iron and steel industry being representative of the expansion which took place. Necessary war materials were produced, but on a basis which makes the present overexpanded industries thoroughly unsound.

Capacities of metallurgical plants are greater than a peacetime economy can sustain and, in many instances, far beyond those which can be supplied from the raw materials of Japan Proper. The most striking feature in the following table is the relatively small prospective production as compared to wartime peak production.

MAXIMUM AND POTENTIAL MINE PRODUCTION AT PROPOSED PRICES AND REFINING CAPACITY, HOME ISLANDS

<u>Commodity</u>	<u>Maximum Mine Production (Metal content)</u>	<u>Proposed Price 1945</u>	<u>Estimated Mine Production a/</u>	<u>Maximum Refinery Production</u>
Iron			Probably less than	
Ore <u>b/</u>	1944 - 1,911,000 T	¥ 50/T	1,000,000 T	
Fig Iron	1942 - 4,119,000 T			7,833,000 T <u>c/</u>
Copper	1943 - 92,131 T	¥ 7,000/T	35-40,000 T	1943 - 122,249 T
Zinc	1943 - 93,316 T	¥ 2,400/T	40,000 T	1943 - 61,473 T
Lead	1943 - 27,706 T	¥ 1,800/T	8,000 T	1944 - 42,225 T
Silver	1941 - 350,298 kg	¥ 310/kg	143,000 kg	
Gold	1939 - 25,926 kg	¥ 17/g	10,000 kg	

a/ On basis of adequate supplies of material and labor.

b/ Iron content.

c/ Steel ingots, 1943

T Indicates metric ton.

SOURCE: Japanese Bureau of Mines.

Iron

34. Information on Japan's ability to produce iron has recently become available. Since authoritative information has not been obtainable since 1937 it has not been possible to determine the iron content of ore and concentrates mined in and shipped to Japan. Essential statistics now available on iron supply are given in Table No. 10 and Chart No. 11. Japan reached a peak production of ingot steel of 7,833,000 metric tons in 1943. This figure is

substantially below the production estimated by the Foreign Economic Administration of about 11,500,000 metric tons. As the latter figure has been used in a number of official reports, the revised figures are worthy of note.

The trends of iron and steel production in the Japanese Home Islands are shown in Chart No. 12. Production capacities in major areas before and after war damage are shown on Map No. 13.

35. In 1944 the Home Islands produced ore containing 1,911,000 metric tons of iron. A large part was produced under the stimulus of heavy subsidies. Future production will be influenced by the extent to which domestic scrap becomes available to the industry.

Copper

36. Mine copper production reached a peak of 92,131 metric tons of contained copper in 1943. This compares with an annual consumption of about 75,000 tons for the period 1929-31. This copper was mined at a nominal price of ¥ 1,800 a ton for refined copper but, in the latter part of the war period, subsidies of the copper mines were very heavy and were adjusted to the costs at individual mines. Total subsidies to the copper mining industry were:

GOVERNMENT SUBSIDIES TO THE COPPER MINING INDUSTRY

Apr 1943 - Sep 1943	¥ 3,102,275
Oct 1943 - Mar 1944	51,593,729
Apr 1944 - Sep 1944	38,414,245
Oct 1944 - Mar 1945	117,957,878

SOURCE: Mining Bureau, Ministry of Commerce and Industry.

37. At a meeting of the larger Japanese copper producers a price of ¥ 7,000 a ton of refined copper was agreed upon for 1946. This price has been approved by the Mining Bureau. The bureau estimates that if adequate supplies and labor were available 35 to 40 thousand metric tons of copper could be produced at that price.

Smelter capacity appears to have been unaffected by war damage but damage to refineries has been considerable. In 1943 refinery production reached a peak of 122,949 metric tons. It is estimated that the war damage has reduced refinery capacity to about 80,000 metric tons.

38. For comparison with the above figures on mine and refinery production it is reported that the fabricating industries have a capacity to consume 190,000 metric tons annually.

Cement

39. Production of all types of cement during November was about 50,000 metric tons as compared to 39,065 metric tons in October. It is expected that production during December will also be about 50,000 metric tons.

40. The Portland Cement Control Association reports that no coal has been delivered to the cement factories since October. At the end of November there were about 60,000 tons of coal on hand at the plants. This is enough coal to produce approximately 150,000 metric tons of cement.

41. Stocks of cement at the end of November showed an increase of 10,510 metric tons over stocks at the end of October. Stocks, in metric tons, at the end of October and November were:

STOCK OF CEMENT
(metric tons)

<u>Cement</u>	<u>October</u>	<u>November</u>
Portland cement	76,361	88,073
Silica cement	9,212	10,238
Slag cement	17,778	16,746
Substitute cement	<u>11,127</u>	<u>9,931</u>
Total	114,478	124,988
Portland Clinker	134,162	130,463

SOURCE: Department of Industry.

Silica cement is composed of about 70 percent Portland clinker and 30 percent volcanic ash. Slag cement is made from slag from blast furnaces. Substitute cement is similar to Puzzolan cement and is used only for finishing surfaces and in forms that support no weight.

Gold

42. Recent industrial consumption of gold in Japan Proper was:

CONSUMPTION OF GOLD IN JAPAN PROPER
(kilogram)

<u>Year</u>	<u>Consumption</u>	<u>Percent of Production</u>
1942	3,053	13
1943	2,773	25
1944	1,981	14
1945 (Jan 1 to Oct 31)	791	

SOURCE: Ministry of Commerce and Industry.

Of the consumption cited above an average of 84 percent was for medical purposes, mostly for use in dentistry.

43. The Japanese Mining Bureau estimates that 754 metric tons of explosives and 10 thousand laborers will be needed to achieve a gold production of 3,882 kilograms in 1946; little new machinery will be necessary.

Estimated production of principal gold mines is shown in Map No. 14.

Silver

44. In the peak production year of 1939, 55 percent of the silver produced in Japan was a by-product from copper mines, 36 percent was mined in gold-silver mines and 9 percent was a by-product from lead-zinc mines. These percentages will in the future be radically changed because of decreased copper production caused by withdrawal of governmental subsidies. In view of this fact it is estimated that in 1948 only 24 percent of the silver produced

will be a by-product of copper, 20 percent will be a by-product from lead-zinc mines and 56 percent will come from gold-silver mines.

PETROLEUM

Production

45. The total crude oil production from all fields in Japan for the six week period from 28 October to 9 December 1945 as given in the weekly reports furnished by the Fuels Bureau, Ministry of Commerce and Industry, Japanese Government is 27,963 kiloliters (183,887 barrels). No change in the status of producing wells has been reported since November.

The average weekly crude production for Japan Proper from 1933 to 1 October 1945 and the weekly production from 28 October to 9 December are indicated in Chart No. 15.

SECTION 3

INDUSTRY

C O N T E N T S

	Paragraph
General.	1
Mineral Industries	2
Machinery Industries	5
Food Processing.	9
Chemical Industries.	21
Transportation Equipment	25
Shipbuilding Industry.	29
Textile Industry	34
Other Manufacturing.	45
Construction	58
Legislation.	61

GENERAL

Reparations

1. The production of essential consumer commodities showed a definite and encouraging upward trend.

An interim reparations policy was announced in the press on 7 December indicating that certain industries would be eliminated and others substantially reduced.

By the end of December a lag had developed in the trend toward industrial recovery.

MINERAL INDUSTRIES

Iron and Steel

2. The industry is operating at about 5 percent of the proposed annual postwar capacity of 2,500,000 metric tons. Iron and steel production for October and November was:

PRODUCTION OF IRON AND STEEL
October and November 1945
(metric tons)

	October	November	Nov. 1-10	Nov. 11-20	Nov. 21-30
Pig iron	9,568	7,688	2,544	2,265	2,879
Steel ingot	8,443	9,603	3,155	3,238	3,210
Steel material	3,020	6,894	2,582	1,989	2,323

SOURCE: Ministry of Commerce and Industry.

3. Plants in operation on 30 November were:

PLANTS IN OPERATION
30 November 1945

<u>Product</u>	<u>Method</u>	<u>No. of Plants</u>
Pig iron	Blast furnace	3
Ordinary steel	Open hearth furnace	13
Cast steel	Electric furnace	28
Special steel	Electric furnace	25
Forged steel	Electric furnace	5

SOURCE: Ministry of Commerce and Industry.

Eight Metals

4. Production of aluminum and magnesium remains at a standstill. Stocks of aluminum ingots were reported by the Japanese at 6,200 metric tons and magnesium stocks at 141 metric tons as of 31 August 1945.

MACHINERY INDUSTRIES

General

5. During December 1945 principal emphasis was placed on reconditioning of machine tools and the manufacture or repair of textile mill equipment, railway rolling stock, mining machinery and similar items of immediate need in the civilian economy. The acute shortage of coal and the reluctance on the part of workers to return to urban areas where food is in short supply have retarded production.

The conversion of war production facilities to peacetime uses proceeded at an increased rate. This was evidenced by the receipt of a great number of copies of conversion licenses issued by the armies. There is no planned conversion on a nation-wide scale under the supervision of the Japanese Government. The more prominent items projected for manufacture after conversion are agricultural implements, household utensils, marine engines and parts for motor trucks.

Metal Working Machines other than Machine Tools

6. Additional data on this class of machinery as of December 1945 were:

METAL WORKING MACHINES
December 1945

<u>Item</u>	<u>No. of Manufacturers</u>	<u>Total Inventory</u>
Bending and straightening machines	19	2,000
Forging machines		
Hammers	25	10,000
Forging presses	8	500
Upsetting machines	2	30

<u>Item</u>	<u>No. of Manufacturers</u>	<u>Total Inventory</u>
Presses		
Arbor type	15)	
Crank type	25)	21,000
Toggle type	2)	
Hydraulic	25	10,000
Riveting machine (non-portable)	6	300
Shears	30	14,000
Die casting machines	3	150
Extruding machines (white metal)	5	40
Electric and arc welders	7	43,500
Hardening or heat treating furnaces	10	4,380

SOURCE: Ministry of Commerce and Industry.

These figures do not make any allowance for air raid or other war damage which the Japanese estimate at 30 percent. On the basis of field inspections this estimate is high and should probably be placed at about 10 percent.

A comparison of 1941-1944 figures for various items of production machinery showed:

PRODUCTION MACHINERY
1941-1944 (April-June)
(thousands of yen)

<u>Machine</u>	<u>1941</u>	<u>1942</u>	<u>1943</u>	<u>April-June</u> <u>1944</u>
Steam boilers	37,600	28,500	23,600	3,000
Steam turbines	7,100	2,000	1,900	300
Steam engines	400	1,700	1,200	200
Internal combustion engines	64,000	83,000	63,200	11,500
Water turbines	200	500	300	100
Penstocks	3,400	8,800	4,400	900
Steel towers	3,800	15,000	6,900	1,600
Production machinery	358,800	505,100	422,100	73,800
Forging machines	173,800	155,600	140,600	74,000
Transporting machinery	173,900	178,900	170,500	24,900
Power transmission devices	4,200	9,300	8,700	1,600
Hydraulic machines	45,600	63,600	58,500	10,000
Pneumatic machines (excluding rock drills)	46,500	52,400	50,900	8,700
Other production machines	9,500	10,400	7,800	1,600
Total	928,800	1,114,800	960,600	212,200

SOURCE: Ministry of Commerce and Industry.

PRODUCTION MACHINERY
1941-1944
(metric tons)

<u>Machines</u>	<u>1941</u>	<u>1942</u>	<u>1943</u>	<u>1944</u>
Steam boilers	9,400	7,013	5,900	2,225
Steam turbines	1,775	500	475	225
Steam engines	100	425	300	150
Internal combustion engines	16,000	20,750	15,800	8,450
Water turbines	50	125	75	75
Penstocks	850	2,200	1,100	625
Steel towers	950	3,750	1,725	1,200
Iron & steel production and mining machinery	35,860	50,500	42,200	21,920
Machinery for chemicals production	43,056	60,620	50,660	26,304
Hammers & presses	43,450	38,900	35,150	57,500
Transporting machinery	57,967	69,633	56,833	24,633
Power transmitters	1,400	3,100	2,900	1,600
General service hydraulic machines	11,400	15,900	14,575	6,450
General service fans and blowers	11,625	13,100	12,725	7,425
Other production machines	<u>2,375</u>	<u>2,600</u>	<u>1,950</u>	<u>1,200</u>
Total	236,278	289,116	242,368	159,982

SOURCE: Ministry of Commerce and Industry.

Wire Rope and Nails

7. Some items which have been in critical short supply seem to be adequate for the time being. Substantial quantities of wire rope were found in Japanese military stocks. Three hundred fifty-eight metric tons of mild steel rods for nails and 317 metric tons of rods for rope were manufactured by Kobe Steel Company. The coal supply at Kobe Steel Company's mill is inadequate to permit operation of the open hearth furnaces but the rolling of ingots already cast is continuing.

Precision Machinery and Bearings

8. Information on bearing stocks indicates that they will be ample for civilian requirements during the next few months and that productive capacity is far in excess of need. Three of the 49 factories in production are making low grade bearings for mining machinery and bicycles.

FOOD PROCESSING

Canned Foods

9. Government officials and representatives of the canning industry drew up a production plan for 1946. All canned foods are destined for domestic use. The plan envisions the canning of surplus perishable fruits, vegetables and fish in season to be distributed when and where needed. Tin plate has been allotted for the production of the following canned goods during the calendar year of 1946:

Marine products	950,000 cases
Vegetables	360,000 cases
Fruits	220,000 cases
Sweet potatoe cream	200,000 cases
Others	<u>50,000 cases</u>
Total	1,800,000 cases

10. During November production was 589 metric tons or 23,638 cases. Of 310 canneries eight were in operation employing 4,019 persons.

Estimated production for December was 750 metric tons or 30,000 cases.

Milling and Refining

11. During November 2,500 mills employing 7,000 persons produced 32,000 metric tons against a monthly capacity of 106,000 metric tons.

Production for December was estimated at 50,000 metric tons. Producers held 40,000 short tons of wheat on 30 November. Current shortages were wheat, labor, cloth and paper bags.

12. The three beet sugar refineries operating in Hokkaido have a monthly production capacity of 54,000 metric tons. As a result of a shortage of sugar beets, the production for November was 2,213 metric tons against a December estimate of 6,600 metric tons.

13. The Japanese plan to increase production of saccharin to partially offset the shortage of sugar. Present production capacity for saccharin is 10 metric tons per month. Construction is planned which will increase the existing eight plants to 13 with a combined 1946 production capacity of 1,000 metric tons.

Soy Sauce

14. During November shoyu or soy sauce production was 38,947 metric tons against an estimated capacity of 92,417 metric tons. Of the 6,087 plants, 5,874 employing 16,500 persons were in operation. A majority of these plants was engaged in bottling and shipping mature soy sauce. New production was negligible due to shortage of raw materials, stocks in short tons at 30 November being: 8,000 of soy beans, 4,000 of wheat and 6,000 of salt.

Estimated December production was 41,000 metric tons.

15. Twenty-seven out of 45 Amino-san, synthetic soy sauce, plants employing 1,676 persons were in operation during November. Production was 743 metric tons compared to estimated monthly production capacity of 23,722 metric tons. Low production resulted from shortage of soy beans, salt and hydrochloric acid. Two factories are being converted to Amino-san production.

Production for December was estimated at 2,000 metric tons.

Bean Paste

16. November production of bean paste or miso, retarded by shortages of soy beans and salt, was only 24,679 metric tons. Three thousand nine hundred eighty-one factories employing 23,372 persons were operating while 1,623 plants were closed.

December production was estimated at 40,169 metric tons.

Brewing and Distilling

17. During November 1,498 plants employing over 11,000 persons produced 123,714 hectoliters of beer, whiskey and wine. Beer represented two-thirds of the total output. Estimated production for December was 174,000 hectoliters.

Others

18. The confectionery industry was retarded by shortages of wheat, sugar and coal and had only 495 factories in operation in November while 4,400 were inoperative. Production for November amounted to 1,622 metric tons and consisted largely of sweet potato confections. Estimated production for December was 4,182 metric tons.

19. Products of dairies, employing 2,047 persons in November, declined due to the decrease in milk production which resulted primarily from the shortage of cattle fodder.

Monthly production figures were:

DAIRY PRODUCTS (metric tons)

	<u>November</u>	<u>December Estimate</u>
Condensed milk	247	209
Powdered milk	426	373
Butter	175	157

SOURCE: Ministry of Agriculture and Forestry.

20. Forty-one meat products plants with a monthly production capacity of 13,500 metric tons processed 94 metric tons of meats in November. One hundred sixty-six packing plants and slaughter houses were idle.

CHEMICAL INDUSTRIES

General

21. The shortage of coal continues to be the most critical problem in the manufacture of chemicals as the chemical industries are receiving only about 15 percent of wartime supply.

The Japanese have made particular efforts to increase the production of fertilizers but have not been successful.

A shortage of hydraulic power in certain plants has been partly responsible for restricting the production of ammonia compounds and calcium carbide to approximately 40 percent of the amounts planned. Only a few alkali and sulfuric acid plants are operating because of the lack of ores.

Production of organic chemicals was restricted by the coal shortage. Operation of coke ovens was practically at a standstill and production of dyes, dye intermediates and other coal-tar derivatives was very small. Some reconstruction of organic chemical plants is under way but the Japanese report that production of dyes, drugs and solvents will continue to be low because of shortages of coal, methanol and acetylene.

A recent general survey showed:

CHEMICAL PRODUCTS MANUFACTURE
(metric tons unless otherwise designated)

<u>Product</u>	<u>Present Annual Capacity</u>	<u>Present Annual Production</u>	<u>Total Factories</u>	<u>Factories Operating</u>
Soda ash	290,000	19,600	4	1
Caustic soda	380,000	16,400	39	12
Chlorine	130,000	13,400	35	11
Salt	750,000	300,000	--	--
Coal-tar crudes	445,000	67,500	152	--
Benzene	24,000	6,000	15	4
Naphthalene	23,000	840	15	6
Toluene	5,400	150	14	3
Celluloid	8,200	240	7	1
Dyestuff	12,800	120	71	18
Ammonium sulfate	500,000	300,000	15	10
Calcium cyanamide	150,000	60,000	12	8
Ammonia	169,800	96,000	15	--
Sulfuric acid (chamber 62.5%)	767,000	164,000	46	11
Sulfuric acid (contact 100%)	639,000	51,100	40	9
Ethyl alcohol (in kiloliters)	216,000	30,000	31	16

SOURCE: Ministry of Commerce and Industry.

Fertilizer

22. Production and capacity data for fertilizer constituents and products were:

PRODUCTION OF FERTILIZER
(metric tons)

	<u>Present Yearly Production</u>	<u>Present Yearly Capacity</u>
Ammonia	96,000	170,000
Ammonium sulfate	300,000	509,000
Calcium cyanamide	60,000	150,000
Total fixed nitrogen	90,000	169,000

SOURCE: Ministry of Commerce and Industry.

Sulfate and cyanamide production is about 60 percent of capacity but constitutes only 16 percent of minimum needs. Low efficiency of cyanamide manufacture is attributed to the lack of high-grade imported coal.

Salt

23. Detailed investigation of stocks and production of salt is being made continuously because of its importance as a chemical raw material. Industrial users of salt are running on existing stocks. A recent survey showed:

PRODUCTION OF SALT
(metric tons)

Stocks in hands of industrial users	44,000
Present annual production rate	300,000
Minimum annual industrial needs a/	750,000
Minimum total annual needs	1,300,000

a/ Minimum needs make no allowance for rayon manufacture.

SOURCE: Chemical Industry Control Association.

Explosives

24. The Japanese manufactured small quantities of explosives for use in coal mining under authority of a SCAP directive which expired 31 December 1945. Small quantities now being produced are earmarked for export to China.

TRANSPORTATION EQUIPMENT

Motor Vehicles

25. Production figures on standard type truck chassis and three-wheeled trucks were:

STANDARD TYPE TRUCK CHASSIS
January to November 1945

	<u>Toyota</u>	<u>Nissan</u>	<u>Diesel</u>	<u>Total</u>
January	129	553	296	978
February	587	293	294	1,174
March	350	503	327	1,180
April	262	130	57	449
May	514	316	62	912
June	86	0	73	159
July	173	0	65	238
August	114	0	67	181
September	104	0	0	104
October	511	0	62	573
November	<u>255</u>	<u>50</u>	<u>30</u>	<u>335</u>
Total	3,085	1,845	1,353	6,283

SOURCE: Ministry of Commerce and Industry.

THREE-WHEELED TRUCKS
January to November 1945

	Daihatsu (Osaka Hat- sudoki K.K.)	Matsuda (Toyo Kogyo K.K.)	Kurogane (Nippon Nainenki K.K.)	Total
January	45	0	30	75
February	27	0	30	57
March	26	0	45	71
April	22	0	14	36
May	0	19	0	19
June	0	0	0	0
July	0	0	0	0
August	0	0	0	0
September	0	0	0	0
October	0	0	0	0
November	<u>100</u>	<u>50</u>	<u>0</u>	<u>150</u>
Total	220	69	119	408

SOURCE: Ministry of Commerce and Industry.

The accuracy of the above figures is questioned. Figures on standard type truck chassis were arrived at as follows:

PRODUCTION AND DISPOSITION OF STANDARD TYPE TRUCK CHASSIS
October-December 1945

Month		Toyota	Nissan	Diesel	Total
October	Production	511	0	62	573
	Disposed of	<u>280</u>	<u>0</u>	<u>16</u>	<u>296</u>
	Carried over	231	0	46	277
November	Production	<u>255</u>	<u>50</u>	<u>30</u>	<u>335</u>
	Total	486	50	76	612
	Disposed of	<u>70</u>	<u>7</u>	<u>8</u>	<u>85</u>
	Carried over	416	43	68	527
December	Expected production	500	150	200	850

SOURCE: Automobile Control Association.

26. There are so many conflicting factors to be considered in the factual study of the automobile industry that detailed explanations are often necessary. The above table presents but one example.

Of the total of 573 chassis manufactured in November only 296 were disposed of from factory to dealers after special permits were obtained from the Japanese Government. Failure of the government to issue an allocation list in sufficient time necessitated that the automobile manufacturers retain most of their products at the factory.

The final issuance of the list in the latter part of November indicated an allocation total for 1,650 truck chassis.