

	<u>Southern Ryukyus</u>	<u>Okinawa- gunto</u>
Shark	.9	2.6
Octopus	2.3	0
Others	29.4	29.2

15. Yaeyama produced 3.6 metric tons of dried fish in February.

Ship Construction and Repair

16. The Okinawa Boatbuilding and Repair Yard overhauled 13 engines and seven hulls during January and repaired 15 generators and motors in February. Lumber shortages halted construction of two new 15-ton fishing vessels started in December.

Oyster Beds

17. The Okinawa Marine Products Company on 10 February began laying 55 metric tons of seed oysters at the Shioya Oyster Farm.

EQUIPMENT AND SUPPLIES

18. The 15-ton ice plant at the Okinawa Boatbuilding and Repair Yard produced 58 tons during January and delivered 34 tons of ice to fishing associations in Okinawa-gunto.

19. Supplies delivered to the Okinawa fishing industry during the two-month period included 91,850 feet of sisal rope, 816 rolls of jute marlin cordage, 668 pieces of camouflage netting, 250 rolls of jute cord, 250 pounds of caulking lead, 230 rolls of wire netting, 175 lead sinkers, 60 rolls of fishing line and manila rope, 32 rolls of galvanized wire, 20 rolls of wire cable, one case of seine twine and 656 miscellaneous items.

Petroleum Products

20. January allotments of petroleum products to the fishing industry were reduced 50 percent under December but increased in five of the six items in February. Deliveries, which declined more than 50 percent in January, showed marked increases in the following month.

PETROLEUM PRODUCTS FOR THE FISHING INDUSTRY
(gallons)

	<u>January</u>		<u>February</u>	
	<u>Allotments</u>	<u>Deliveries</u>	<u>Allotments</u>	<u>Deliveries</u>
Diesel	63,000	62,975	139,590	72,000
SAE 30	3,760	3,740	4,950	4,950
Gasoline	1,800	1,000	3,685	3,685
Kerosene	1,350	1,320	2,500	2,470
SAE 90	50	50	55	55
GP 1 (pounds)	50	50	50	50

FORESTRY

21. Lumber production increased 89 percent in the Northern and Southern Ryukyus to 950,412 board feet during January and February, 448,357 board feet over the November-December output.

22. Reported log production in the Northern Ryukyus dropped to 11,400 board feet in January from 177,245 the previous month. The February log cut was 8,520 board feet. Charcoal production gained 23,760 pounds to 85,800 in January but fell 45 percent in February.

23. January charcoal production in the Southern Ryukyus declined 37,556 under the December output of 92,666 pounds and February production was 17,325 under January. Firewood showed a decline in both months.

LUMBER, FIREWOOD AND CHARCOAL PRODUCTION

	<u>Southern Ryukyus</u>		<u>Northern Ryukyus</u>	
	<u>January</u>	<u>February</u>	<u>January</u>	<u>February</u>
Lumber (board feet)	96,955	102,250	502,908	248,299
Firewood (cubic feet)	104,210	99,914	-	-
Charcoal (pounds)	55,110	37,785	85,800	47,476

24. Miyako imported 12,591 board feet of lumber and 660 pounds of charcoal from Yaeyama in February.

25. Sawmills on Okinawa cut 669,080 board feet of lumber in January and 1,071,408 board feet in February.

Iriomote Project

26. The Iriomote sawmill cut dropped from 58,000 board feet in December to 39,000 in January but increased to 40,000 in February.

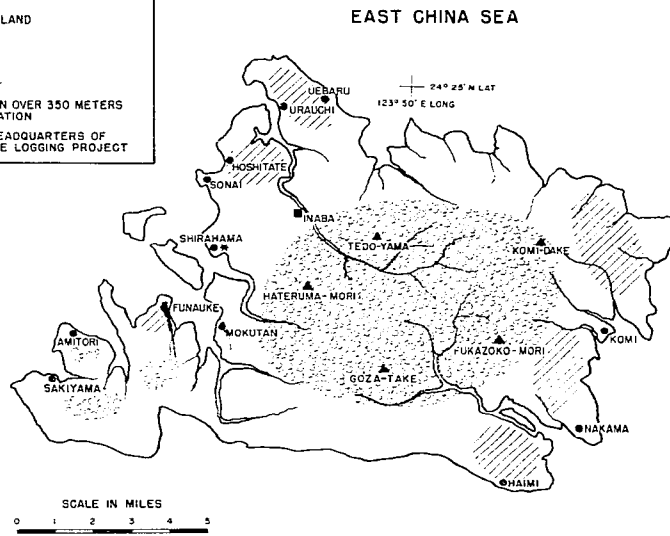
27. Shipments during the two months included 45,000 board feet for the completion of the Nansei-en Leper Colony and 28,000 board feet sent to Okinawa.

28. The map of Iriomote Island in the Southern Ryukyus on the following page shows the inaccessibility of the forest stands and the distances involved in transporting the timber to the project headquarters at Shirahama.

IRIOMOTE ISLAND · SOUTHERN RYUKYUS

SITE OF IRIOMOTE ISLAND LOGGING PROJECT

- LEGEND
- ▨ FOREST LAND
 - ▧ ARABLE LAND
 - VILLAGE
 - SAWMILL
 - ▲ MOUNTAIN OVER 350 METERS IN ELEVATION
 - * BASE HEADQUARTERS OF IRIOMOTE LOGGING PROJECT



SOURCE: RYKOM MG.
GHQ · FEC

RYUKYU ISLANDS · JAN - FEB 48

NUMBER 3

SECTION 2
COMMERCE AND INDUSTRY

C O N T E N T S

	Paragraph
Industry.	1
Transportation.	22
Electric Power.	33
Communications.	35
Labor	50
Interisland Trade	56
Imports and Exports	58
Rationing and Price Control	60

INDUSTRY

Food Processing

1. Salt production in Okinawa-gunto increased in January to 23,824 pounds from December's total of 16,264. Reports received from two of the four salt factories gave their February production as 12,764 pounds.

The Southern Ryukyus reported production of 1,000 pounds of salt in January and 2,000 pounds in February which was considerably below production for the two previous months.

2. January miso production in Okinawa-gunto was reported as 20,050 pounds, a decrease of 4,950 pounds from December, while February's output was 20,000 pounds. Production in the Southern Ryukyus was 115 pounds in February.

3. Shoyu production in Okinawa-gunto increased in January by 80 gallons over the previous month to a total of 1,040 gallons. Production continued to increase in February totaling 1,120 gallons.

4. Distillation of sake in Okinawa-gunto totaled 976 gallons in January, while February's production decreased 29 percent to 692 gallons. Production of 418 gallons was reported from the Southern Ryukyus.

5. Flour production in Okinawa-gunto not previously reported was 30,400 pounds in November and 12,200 pounds in December.

6. Production of starch from sweet potatoes during January decreased considerably from the two previous months' figures of 101,700 pounds and 40,588 pounds to 24,304 pounds. Availability of large amounts of spoiled and inedible sweet potatoes in February accounted for an increase in starch production to 53,696 pounds.

7. Output of home-dehydrated sweet potatoes totaled 31,040 pounds in Okinawa-gunto in February; figures for January were not reported.

8. Combined January and February vermicelli production of 20,545 and 19,200 pounds respectively was an increase of 8,050 pounds over total production of 31,695 pounds for the two preceding months.

9. Green tea processed in December totaled 265 pounds. Because of the seasonal nature of the industry no production was reported in January and February.

Metalworking

10. Production of farm tools in Okinawa-gunto was 1,756 pieces in January while 1,516 were repaired; February's figures were 1,623 manufactured items and 824 repairs. A total of 962 farm tools were manufactured in the Southern Ryukyus in January; production in February decreased to 409.

Household items produced in Okinawa-gunto ironworks totaled 1,139 in January, increasing in February to 2,558.

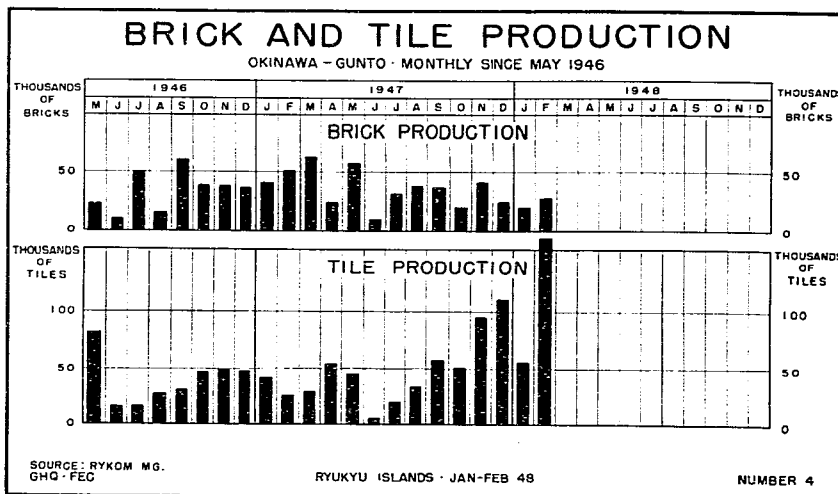
Industrial tools manufactured were reported at 1,535 units in January and 3,500 in February. The gain reflected increased manufacture of small items such as nuts, bolts and brads.

11. With the addition of a new aluminum casting factory in Okinawa-gunto producing 7,110 small tableware items and other factories manufacturing 3,312 pieces of aluminumware, the production of cast household utensils in January increased sharply over figures reported for the two previous months. February production dropped to 4,899 pieces.

Cooking pots manufactured in the Southern Ryukyus during January and February were 747 and 383 respectively.

Ceramics

12. January production of tile and brick in Okinawa-gunto was 56,210 and 20,400 pieces respectively while February production was 158,432 and 27,530 pieces respectively.



The Southern Ryukyus reported 32,170 pieces of tile produced in January and 33,985 in February.

13. The following household ceramic wares were manufactured in Okinawa-gunto:

CERAMIC PRODUCTION
Okinawa-gunto

	<u>January</u>	<u>February</u>
Rice bowls	2,770	6,774
Tea bowls	1,866	1,713
Tea cups	270	1,244
Tea pots	869	484
Mortars for grinding meal	77	32
Jars	958	549
Funeral urns	119	192

In addition, miscellaneous ceramic wares manufactured for sale through the Okinawan gift shops totaled 1,729 pieces in January and 1,957 in February.

Woodworking

14. Total production of woodworking items in Okinawa-gunto in February as produced by 47 companies employing 446 people was 3,672 items, an increase of 2,127 items over January production by 29 woodworking companies employing 328 persons.

WOODWORKING PRODUCTION
Okinawa-gunto

	<u>January</u>	<u>February</u>
School desks	550	1,630
School chairs	702	1,538
Blackboards	2	28
Office desks	79	40
Office chairs	94	82
Household furniture	118	354

Building Materials

15. Sandstone production in Okinawa-gunto increased in January to 1,583 cubic feet and in February to 2,725 cubic feet, compared with November's 1,500 and December's 600 cubic feet.

16. January lime-ash production in Okinawa-gunto was 18,600 pounds while production in February increased to 54,394 pounds due mainly to the increased supply of firewood.

17. In January Miyako in the Southern Ryukyus produced 484,096 pounds of "kasukao" rock which is used in road construction and in plaster production.

Building Construction

18. In Okinawa-gunto 1,758 prefabricated houses were completed in January. Forty-nine school buildings were constructed of which 12 were quonsets, one was a Butler building and 36 were frame buildings with thatched roofs. Three quonsets were erected at the Shuri

District Hospital. Four frame buildings with thatched roofs, two frame buildings with galvanized roofs and one frame building with tile roof were constructed for mura stores.

In February 1,438 prefabricated houses were completed in Okinawa-gunto. Twenty-eight school buildings were constructed of which 10 were frame buildings with thatched roofs, seven frame buildings with canvas roofs and 11 were quonsets. A frame building was constructed for the Nago Police Station and one quonset was built for a post office on Ie-shima. Two quonsets were erected at the Yogi Experimental Station, one frame building with canvas roof was constructed at the Nago Hospital Nursing School and two quonsets were erected for the Ie-shima Branch Office of Motobu-cho.

19. Eight Okinawan bridges washed out by the November typhoon were repaired and put into service during January. A new 40-foot Bailey bridge was constructed across one highway section.

During February the bridge connecting the island of O-shima with Tamagusuku-mura on the mainland of Okinawa was completed. Two other bridges destroyed by the typhoon in November were repaired and a new 30-foot Bailey bridge was constructed in Takamine-mura.

Woven Products

20. Production of woven products in Okinawa-gunto in January decreased due to lack of adanba grass which was out of season. Production increased in February as shipments of adanba leaves were received from Miyako.

WOVEN PRODUCTS Okinawa-gunto

	<u>January</u>	<u>February</u>
Hats	0	498
Cigarette cases	26	51
Glass holders	257	230
Table mats	0	13
Handbags	15	22
Grass mats	80	201

Souvenir Stores

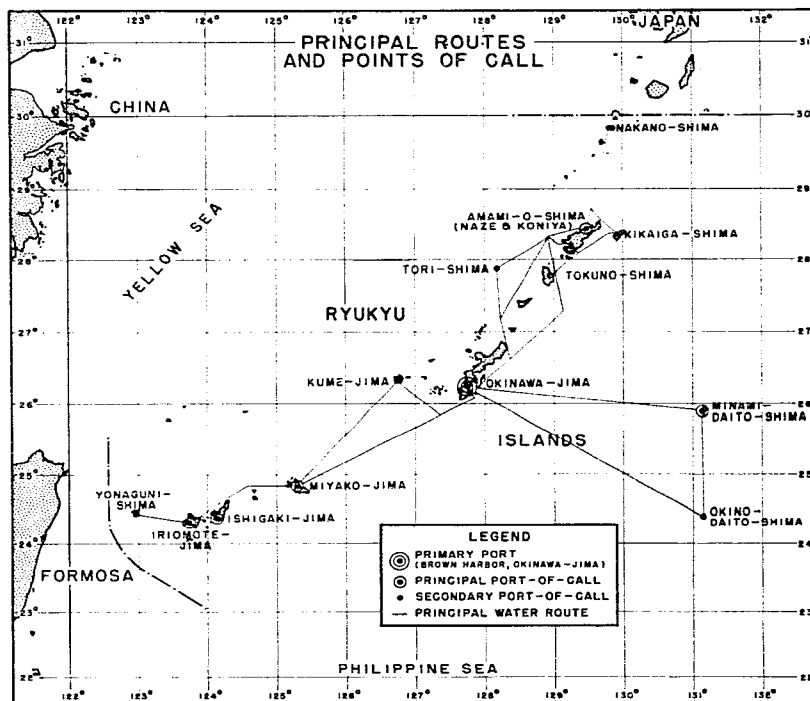
21. Gross sales of the Okinawa gift shops for the period 28 December to 27 January amounted to ¥ 159,962.50 while gross sales for the period 28 January through 27 February totaled ¥ 192,419.

TRANSPORTATION

22. There were 398 ships of all types in the Ryukyus on 9 January of which one made a run between Okinawa and the Philippines, 28 between Okinawa and the other islands, three coastwise runs in Okinawa-shima, five coastwise runs in the Northern Ryukyus, five coastwise runs in the Southern Ryukyus, 159 various other runs and 200 in dry storage for reclamation of component spare parts.

DOMESTIC WATER TRANSPORTATION*

9 JANUARY 1948



CRAFT UNDER CONTROL OF RYKOM MILITARY GOVERNMENT

ROUTE	NUMBER OF CRAFT BY TYPES	UTILIZATION
OKINAWA—NORTHERN RYUKYUS	1 LST 2 FS	GENERAL TRANSPORT. ANNUAL CAPACITY 3,300 PASSENGERS, 73,200 MEASUREMENT TONS OF DRY CARGO AND 350,000 GALLONS OF BULK DIESEL OIL.
OKINAWA—SOUTHERN RYUKYUS	1 LST 2 FS	GENERAL TRANSPORT. ANNUAL CAPACITY 3,800 PASSENGERS, 64,000 MEASUREMENT TONS OF DRY CARGO AND 400,000 GALLONS OF BULK DIESEL OIL.
OKINAWA—IRIMOTE	2 LCT	TRANSPORT OF COAL AND FIREWOOD. ANNUAL CAPACITY 6,000 MEASUREMENT TONS OF CARGO.
OKINAWA—NORTHERN RYUKYUS OKINAWA—SOUTHERN RYUKYUS	1 FS	GENERAL TRANSPORT. ANNUAL CAPACITY 650 PASSENGERS AND 12,000 MEASUREMENT TONS OF CARGO.
OKINAWA—GUNTO INTERISLAND	1 LCT	TRANSPORT BUILDING MATERIALS. ANNUAL CAPACITY 9,000 MEASUREMENT TONS OF CARGO.
OKINAWA COASTWISE	3 LCT	TRANSPORT FIREWOOD AND GENERAL CARGO. ANNUAL CAPACITY 35,200 MEASUREMENT TONS OF DRY CARGO AND 250,000 GALLONS OF WATER.
NORTHERN RYUKYUS INTERISLAND	1 OL 3 LCM 1 LCC	TRANSPORT PASSENGERS AND CARGO, HARBOR WORK AND HARBOR POLICING.
SOUTHERN RYUKYUS INTERISLAND	1 OL 2 LCVP 1 LCC	TRANSPORT PASSENGERS AND CARGO, HARBOR WORK AND HARBOR POLICING.
VARIOUS	60 LCM 66 LCVP	FISHING THROUGHOUT RYUKYU ISLANDS.
VARIOUS	16 LCM	TRANSPORT CARGO TO AND FROM FACTORIES AND INDUSTRIAL SITES.
VARIOUS	5 LCM	TRANSPORT AGRICULTURAL EQUIPMENT AND SUPPLIES TO ISOLATED POINTS.
VARIOUS	3 LCM	TRANSPORT SUBSISTENCE, TRADE GOODS AND CLOTHING TO OUTLYING ISLANDS.
VARIOUS	4 LCVP 1 LCC	PUBLIC SAFETY POLICING.
OKINAWA—GUNTO COASTWISE AND INTERISLAND	8 LCM 3 LCVP	TRANSPORT PASSENGER AND CARGO TO ISOLATED POINTS.
BROWN HARBOR OKINAWA	2 LCM 1 LCVP 1 LCC	HARBOR MAINTENANCE, VESSEL CONTROL AND LIGHTERAGE SERVICE.
VARIOUS	2 TP	TOWING OF BARGES AND, IN EMERGENCY, DISABLED CRAFT.
---	1 FS	DEADLINED FOR REPAIR.
---	1 LST 1 FS	DRYDOCK IN KOBE, JAPAN.
---	200 LCM & LCVP	DRY STORAGE FOR RECLAMATION OF COMPONENT SPARE PARTS.

* ONE LST IS OPERATED BY RYKOM MG IN TRANSPORT FROM THE PHILIPPINES OF SURPLUS U.S. ARMY EQUIPMENT FOR REHABILITATION OF THE RYUKYU ISLANDS.
NOTE: MEASUREMENT TON=40 CUBIC FEET VOLUME MEASURE.

SOURCE: RYKOM MG.
GHQ-FEC

RYUKYU ISLANDS · JAN-FEB 48

NUMBER 5

23. Interisland cargo shipping in the Ryukyus in February declined to 70 percent of the 2,065 long tons reported in January and was 71 percent less than the 4,954 long tons shipped in November. Sixteen Military Government vessels were employed in interisland distribution of civilian food, heavy equipment, medical supplies, clothing and petroleum products in January and February. The number of passengers transported in these vessels dropped to 989 and 753 in January and February respectively from 1,736 in December.

INTERISLAND CARGO DISTRIBUTION
(long tons)

<u>Destination</u>	<u>January</u>	<u>February</u>
Northern Ryukyus	1,636	1,306
Southern Ryukyus	343	99
Daitos	74	0
Iriomote	<u>12</u>	<u>37</u>
Total	2,065	1,442

In addition 21,925 gallons of bulk diesel oil were carried by LST to the Southern Ryukyus in January and 37,000 gallons were delivered to the Northern Ryukyus in February.

24. The Kanato Maru and an OL (an ocean lighter of about 250 tons) carried 1,669 passengers and 593 metric tons of cargo on interisland runs within the Northern Ryukyus group in January and 633 passengers and 425 metric tons of cargo in February.

Three LCM's made 23 interisland trips in February carrying 1,254 passengers and 598 metric tons of cargo.

A Military Government FS ship which had been dispatched to Kobe on 6 November for dry docking and repair returned to Okinawa on 21 February. One FS, one TP and one WT were deadlined in February.

One LCM and one LCVP were sent to the Northern Ryukyus from Okinawa in January to be used by the Provisional Government.

25. In the Southern Ryukyus six ships carried 7,494 passengers in interisland travel in January.

Land Transportation

26. The Okinawa Bus Company carried 15,406 passengers and collected ¥ 99,596 in fares in January. In February 36,146 passengers were carried and ¥ 195,205 collected.

27. Cargo hauled by truck in Okinawa-gunto in January decreased approximately 20 percent from 26,232 short tons in December but increased slightly in February.

CARGO HAULED BY TRUCK IN OKINAWA-CUNTO
(short tons)

	<u>January</u>	<u>February</u>
Water Transportation Department	1,983	1,610
Agriculture Department	704	536
Commerce Department	246	1,333
Fisheries Department	508	508
Industry Department	202	342
Rations, clothing and petroleum products	15,239	16,585
Medical supplies	309	141
Public Works Department		
Road maintenance	900	1,000
Building materials	0	346
Welfare supplies	138	212
Imports and exports	0	155
Education Department	300	220
Baggage	<u>320</u>	<u>221</u>
Total	20,849	23,209

28. In January and February 1,122 persons were moved by land transportation to resettlement areas.

29. In the Southern Ryukyus cargo hauled by truck continued its monthly increase and in February was approximately 90 percent greater than the November 1947 total of 2,090 short tons.

CARGO HAULED BY TRUCK IN THE SOUTHERN RYUKYUS
(short tons)

	<u>January</u>	<u>February</u>
Water	283	198
Food	638	457
Clothing	198	523
Road-repairing materials	592	989
Construction materials	556	558
Firewood	418	263
Miscellaneous	<u>327</u>	<u>989</u>
Total	3,012	3,977

30. Seven of the 10 two-and-one-half-ton trucks under the operational control of the Northern Ryukyus Provisional Government were in operation in January and February. In January the seven trucks transported 5,689 passengers and 802 short tons of cargo and collected ¥ 9,808 in fares and ¥ 9,759 in cargo charges. In February the seven trucks transported 1,297 passengers and 1,271 short tons of cargo and collected ¥ 5,628 in fares and ¥ 15,386 in cargo charges.

31. The Okinawa higher echelon maintenance shop at Machinato repaired 29 vehicles in January and 27 in February.

32. Eight unserviceable Japanese vehicles and 500 used tires were sent to the Northern Ryukyus in January. The vehicles will be stripped and the parts will be used to keep the present native vehicles in operation.

ELECTRIC POWER

33. Electric power consumption in Okinawa-gunto in February increased five percent over the previous month and eight percent over 183,758 kilowatt hours in December.

ELECTRIC POWER CONSUMPTION IN OKINAWA-GUNTO
(kilowatt hours)

	<u>January</u>	<u>February</u>
Prisons and police stations	6,805	6,805
Schools	2,790	3,990
Motor pools	3,840	3,840
Hospitals and dispensaries	57,630	58,350
Supply ration dumps	3,300	7,680
Industries and factories	70,890	70,890
Government offices	<u>42,510</u>	<u>46,200</u>
Total	187,765	197,765

34. Electric consumption in the Southern Ryukyus totaled 18,301 kilowatt hours in January, approximately the level of the previous month.

COMMUNICATIONS

Postal Services

35. There are 129 post offices in the Ryukyus: 51 in Okinawa-gunto, 58 in the Northern Ryukyus and 20 in the Southern Ryukyus. See the charts on the following three pages.

36. The volume of local Northern Ryukyus ordinary mail decreased from a revised 53,599 pieces delivered in December to 49,584 pieces in January. Local parcels delivered decreased from a revised 515 in December to 303 in January.

DOMESTIC MAIL

	<u>January</u>		<u>February</u>	
	<u>Ordinary</u>	<u>Parcels</u>	<u>Ordinary</u>	<u>Parcels</u>
Okinawa to Northern Ryukyus	104	0	234	0
Okinawa to Southern Ryukyus	394	0	464	0
Okinawa local	24,242	616	23,861	529
Northern Ryukyus to Okinawa	228	0	66	0
Northern Ryukyus to Southern Ryukyus	31	0	15	0
Northern Ryukyus local	49,584	303	-	-
Southern Ryukyus to Okinawa	402	0	308	0
Southern Ryukyus to Northern Ryukyus	19	0	69	0
Southern Ryukyus local	-	-	-	-

37. International air mail received in the Ryukyus increased steadily from 854 pieces in December and 1,773 in January to 2,566 in February.

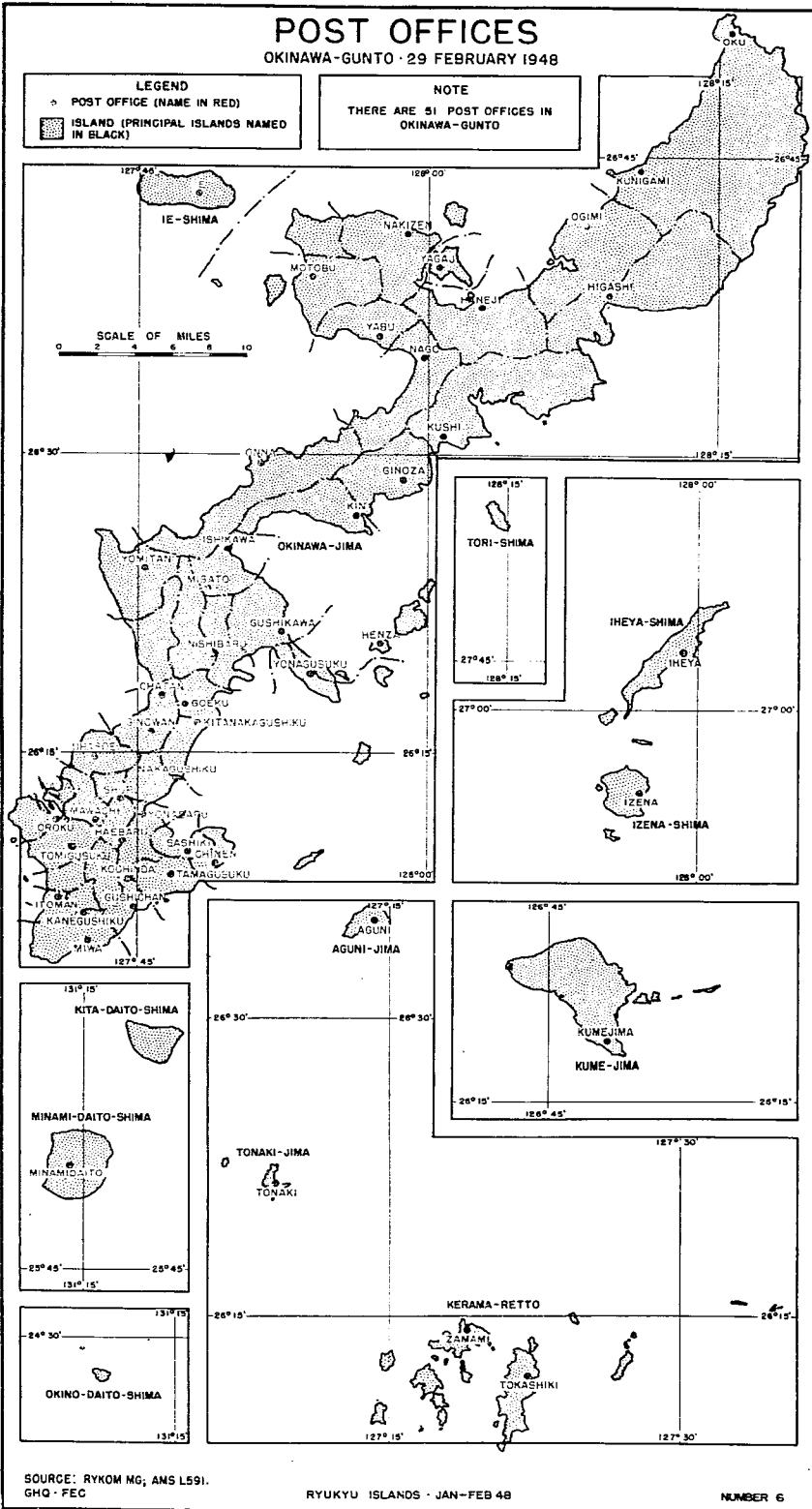
38. International relief parcels received in the Ryukyus increased from 1,841 in January to 1,882 in February.

POST OFFICES

OKINAWA-GUNTO · 29 FEBRUARY 1948

LEGEND
● POST OFFICE (NAME IN RED)
■ ISLAND (PRINCIPAL ISLANDS NAMED IN BLACK)

NOTE
THERE ARE 51 POST OFFICES IN OKINAWA-GUNTO



SOURCE: RYKOM MG; AMS L591.
GHQ · FEC

RYUKYU ISLANDS · JAN-FEB 48

NUMBER 6

POST OFFICES

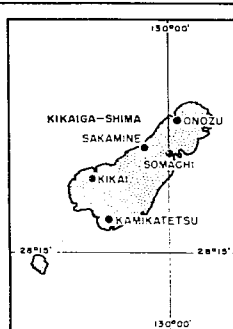
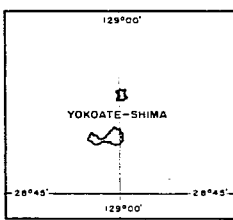
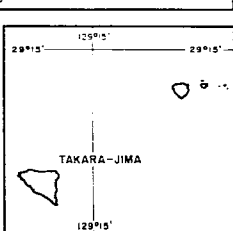
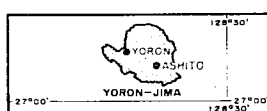
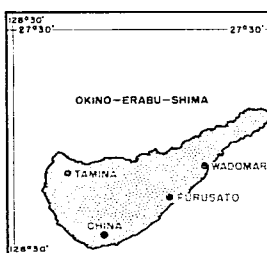
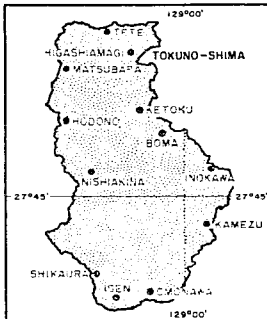
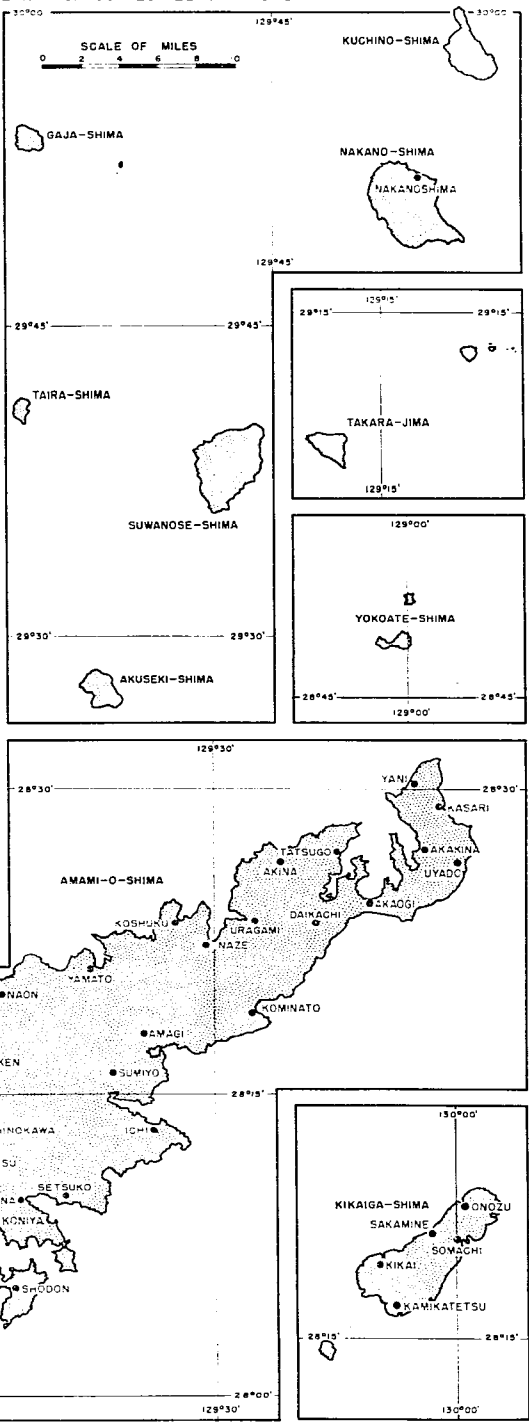
NORTHERN RYUKYUS - 29 FEBRUARY 1948

LEGEND

- POST OFFICE (NAME IN RED)
- ISLAND (PRINCIPAL ISLANDS NAMED IN BLACK)

NOTE

THERE ARE 58 POST OFFICES IN THE NORTHERN RYUKYUS.



SOURCE: RYKON MG; AMS L591.
GHQ - FEC

RYUKYU ISLANDS - JAN-FEB 48

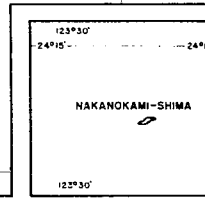
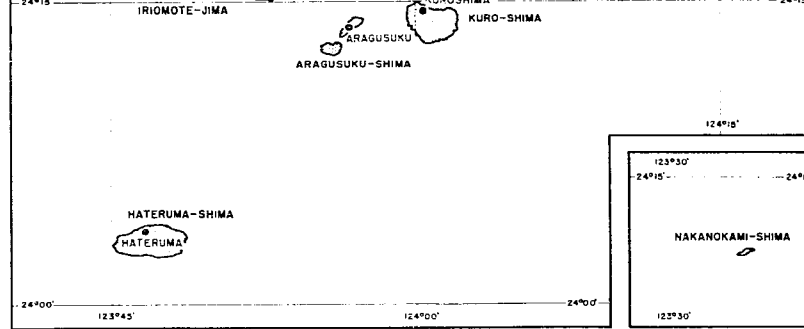
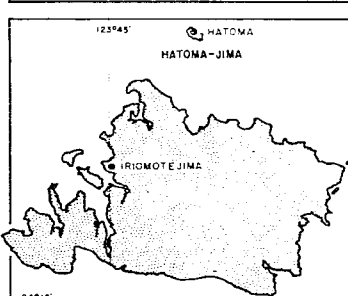
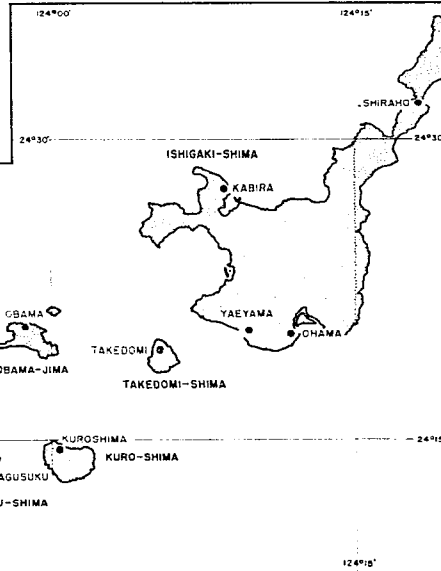
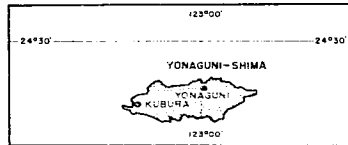
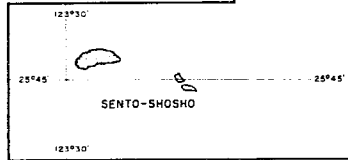
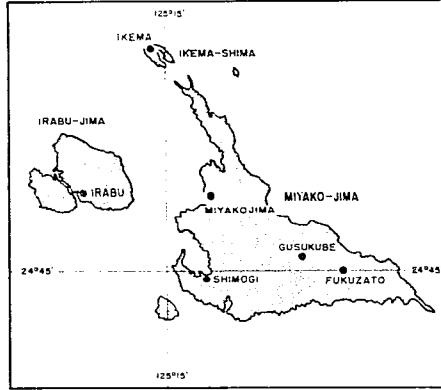
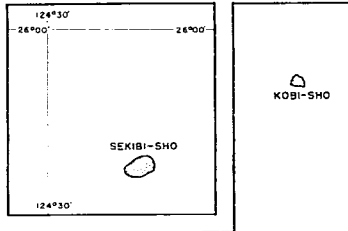
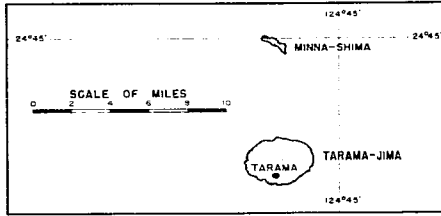
NUMBER 7

POST OFFICES

SOUTHERN RYUKYUS - 29 FEBRUARY 1948

LEGEND
 ● POST OFFICE (NAME IN RED)
 □ ISLAND (PRINCIPAL ISLANDS NAMED IN BLACK)

NOTE
 THERE ARE 20 POST OFFICES IN THE SOUTHERN RYUKYUS.

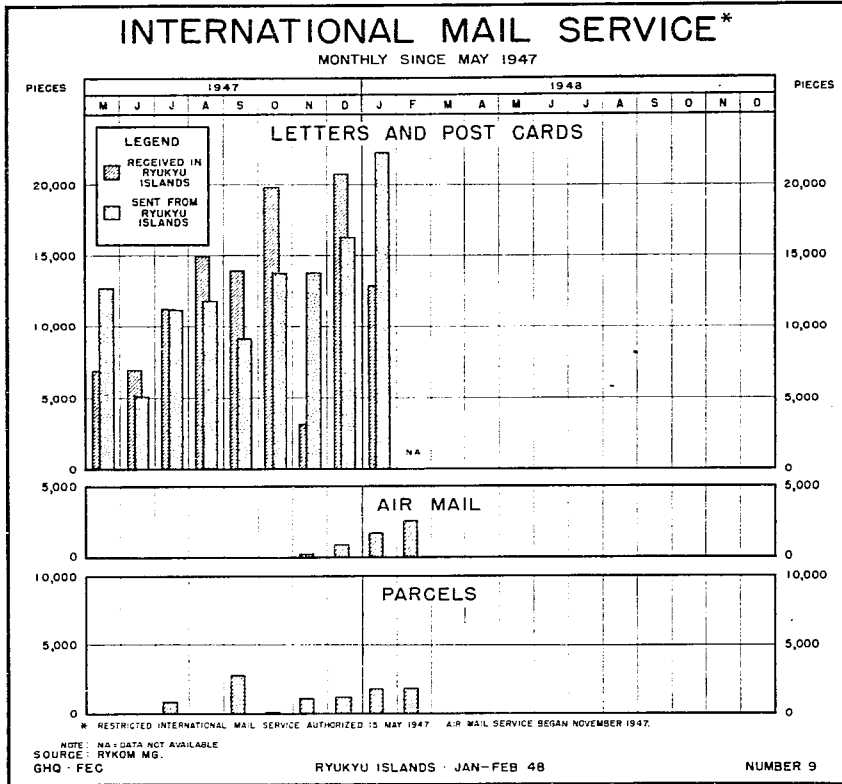


SOURCE: RYKOM MG; AMS L591
 GHQ-FEC

RYUKYU ISLANDS - JAN - FEB 48

NUMBER 8

39. Large fluctuations in volume of international mail dispatched and received in the Ryukyus via Okinawa reflected the availability of shipping space.



**INTERNATIONAL ORDINARY MAIL
via Okinawa**

	<u>January</u>	<u>February</u>
From foreign countries to		
Okinawa	3,804	796
Northern Ryukyus	2,414	0
Southern Ryukyus	<u>280</u>	<u>72</u>
Total received	6,498	868
To foreign countries from		
Okinawa	11,943	6,653
Northern Ryukyus	3,836	2,115
Southern Ryukyus	<u>255</u>	<u>311</u>
Total sent	16,034	9,079

In addition to the amounts shown above, the Northern Ryukyus received 6,614 pieces of ordinary mail from Japan in December which did not pass through the central office on Okinawa. In January 6,419 pieces of ordinary mail were received and 6,345 pieces dispatched direct.

40. Postal revenue in Okinawa-gunto increased nine percent

from December's low figure of ¥ 14,845.10 to ¥ 16,127.68 in January.

In the Southern Ryukyus postal revenues increased 47 percent from ¥ 34,953.70 in December to a more normal ¥ 51,307.76 in January.

POSTAL SAVINGS AND REVENUES
(yen)

	<u>January</u>	<u>February</u>
Okinawa-gunto		
Postal revenue	16,127.68	-
Southern Ryukyus		
Postal revenue	51,307.76	53,881.14
Postal savings		
Received	153,737.02	253,379.11
Paid out	190,419.31	218,381.66
On hand	366,016.80	401,014.25

Wire and Radio Services

41. Rehabilitation of the open-wire telephone line between the Naha and Yontan exchanges on Okinawa was completed in January.

42. A branch telephone exchange was opened at the Kedoku Post Office on Tokuno-shima, Northern Ryukyus, in January.

43. In February a telephone exchange was opened at Gushikawa on Okinawa. The new exchange is tied into the wire net by a circuit from the Ishikawa exchange.

44. A permanent distribution system consisting of 69,000 feet of bare wire was constructed in February to serve important installations of the Okinawa Civilian Administration in the Katchin Peninsula area.

45. The number of long-distance telephone calls completed in the Northern Ryukyus increased seven percent in February. Average daily local calls and long-distance calls in Okinawa-gunto remained at about their December level.

TELEPHONE CALLS COMPLETED

	<u>January</u>	<u>February</u>
Okinawa-gunto		
Average daily local	2,269	2,100
Long distance	12,513	12,161
Northern Ryukyus		
Long distance	24,942	26,657

46. Local telegrams dispatched in the Northern Ryukyus in January totaled 6,702 as compared with 6,014 for December.

47. In December 2,315 telegrams were dispatched from the Northern Ryukyus to Japan and 1,908 were received from Japan. Volume increased in January to 2,654 telegrams sent and 2,139 received, gains of 15 and 12 percent respectively.

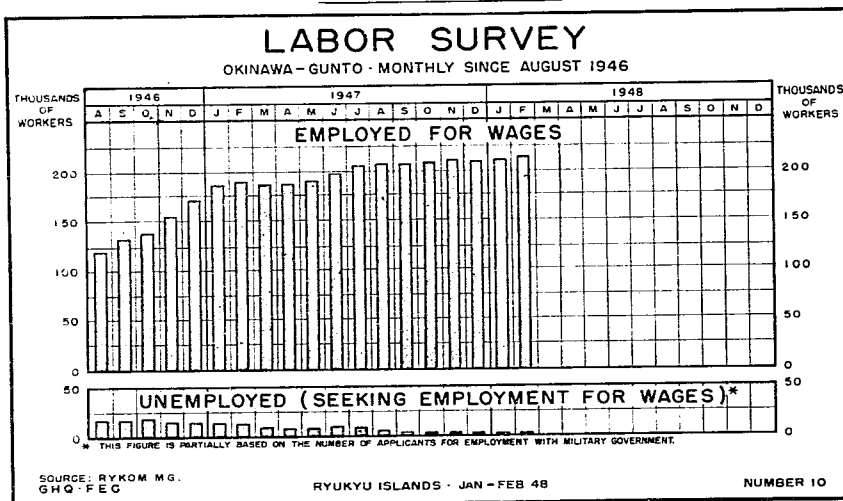
48. A radio set was installed at the post office in Ishigaki city, Southern Ryukyus, to complete the net of Military Government radio communications in the Southern Ryukyus.

49. Two radios were issued in Miyako and two in Yaeyama to be installed on outlying islands to improve the native telegraph system.

LABOR

Employment

50. The number of persons gainfully employed in Okinawa increased slightly to 211,217 in January and 214,668 in February. The number of natives employed by military units on Okinawa increased to 39,124 in January but dropped to 38,381 in February.



51. In the Northern Ryukyus natives employed by Military Government detachments numbered 83 in January and 89 in February.

52. Forty-nine natives were employed by military units in the Southern Ryukyus during January; in February the number dropped to 47.

Unemployment

53. Unemployment in Okinawa decreased slightly with 2,056 unemployed persons registered in January. More than half of this number were women. Unemployment registered almost no change in February with 2,058 persons unemployed.

54. Unemployment in the Northern Ryukyus continued its downward trend.

UNEMPLOYMENT - NORTHERN RYUKYUS
December

Unskilled laborers	12,121
Skilled laborers	846
Clerks	529

Workmen's Compensation

55. Change No. 1 to Military Government Directive No. 37,

0333

"Workmen's Compensation Claims," was issued on 19 February. The amendment provides for payment by United States Military Government of compensation for death or disability of a native Ryukyuan employed by military installations.

INTERISLAND TRADE

56. In January the Southern Ryukyus shipped 10,000 pineapple seedlings to Okinawa to be distributed by the Agriculture Department for planting on the Motobu Peninsula.

57. Shipment of shells from the Southern Ryukyus to Okinawa for export to Japan continued.

INTERISLAND TRADE
January - February

<u>To Okinawa from</u> <u>Southern Ryukyus</u>	
Adanba leaves	.5 metric ton
Rope, straw	1 metric ton
Seedlings, pineapple	10,000
Shells	4 metric tons
<u>To Okinawa from</u> <u>Northern Ryukyus</u>	
Fishing rods	3,950

IMPORTS AND EXPORTS

58. January shipments received in the Ryukyus from Japan included 2,162,000 cubic centimeters of typhoid paratyphoid vaccine.

59. In February the Ryukyus received their initial postwar shipment of sericulture machinery and implements and laboratory equipment from Japan.

IMPORTS FROM JAPAN
January - February

Engines, marine diesel, 150 HP	12 sets
Fertilizer	3,150 metric tons
Fishing poles	20,000
Implements, agricultural	57,259
Laboratory equipment, sericulture	8,206 pieces
Machinery and implements, sericulture	105 sets
Naphthalene, powdered	126,000 grams
Parts, automotive, Japanese	2,783
Parts and wire, radio	19 boxes
Printing presses	1
Rat poison, ANTU	1,800 kilograms
Seed oysters	55 metric tons

Seeds, radish	2.6 metric tons
Seeds, tea	3 metric tons
Seeds, vegetable	4 metric tons
Spectacle frames	2,500 pairs
Spectacle lens	5,000 pairs
Vaccine, typhoid para-typhoid	2,162,000 cubic centimeters

RATIONING AND PRICE CONTROL

	Paragraph
Food	60
Other Goods.	64
Cost of Living	67

FOOD

60. The Ryukyus produced 72.7 percent of the total subsistence consumed during January and 64 percent during February.

61. Indigenous food distribution through mura stores in December and January was as follows:

INDIGENOUS FOOD DISTRIBUTION
(metric tons)

	<u>December</u>	<u>January</u>
Sweet potatoes	14,649	15,471
Rice	1,350	1,288
Other cereals	3	0
Fresh fish	157	146
Vegetables	945	1,320

62. Distribution of imported food in the Ryukyus during January totaled 2,624 metric tons of flour and 3,227 metric tons of canned goods and dry provisions. Flour distribution in February increased to 4,388 metric tons while canned goods dropped to 2,372 metric tons, all distributed in Okinawa-gunto because of the lack of water transportation to the Northern and Southern Ryukyus.

IMPORTED FOOD DISTRIBUTION
(metric tons)

	<u>Flour</u>		<u>Canned Goods</u>	
	<u>January</u>	<u>February</u>	<u>January</u>	<u>February</u>
Okinawa-gunto	2,062	4,388	2,598	2,372
Northern Ryukyus	460	0	653	0
Southern Ryukyus	102	0	26 a/	0

a/ Consisting entirely of dried peas.

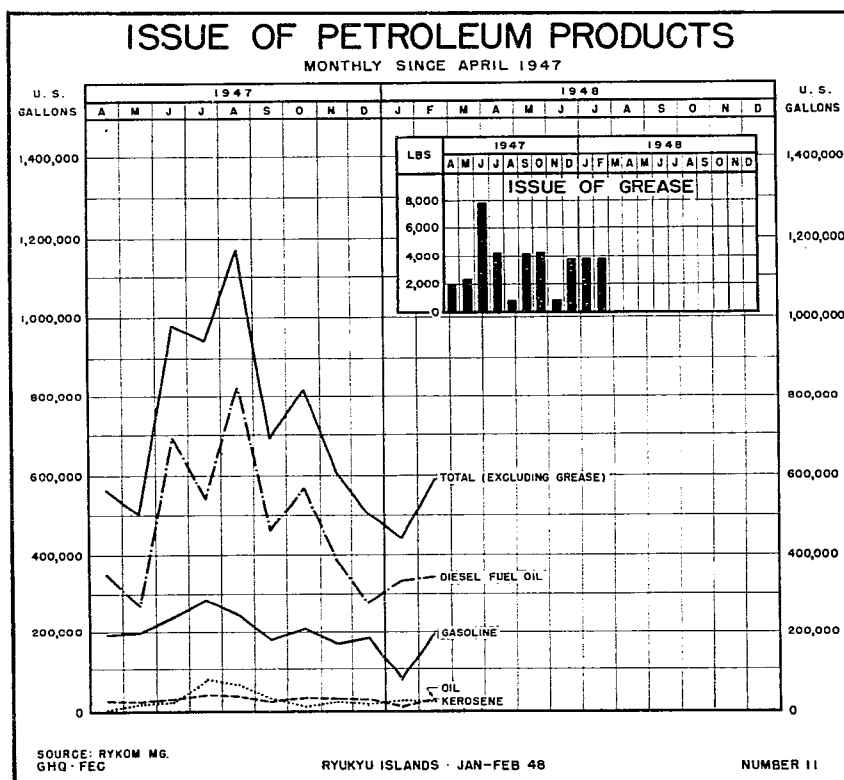
63. Stocks on hand at the Tengan warehouse, Okinawa, totaled 10,124 metric tons on 31 January and increased to 12,311 metric tons on 29 February.

OTHER GOODS

Fuel

64. No coal was received in Okinawa from Iriomote in January or February. A total of 730 tons was received during 1947. Twenty-one metric tons of coal were sold to industries in Okinawa-gunto during January and 80 tons during February.

65. A total of 441,518 gallons of petroleum, oil and lubricants was issued during January in the Ryukyus, a decrease of 62,188 gallons from December. In addition 3,865 pounds of grease were issued. A total of 590,335 gallons of petroleum, oil and lubricants and 3,845 pounds of grease were issued during February.



Miscellaneous

66. The gasoline shortage restricted the distribution of trade goods and general items during January. No trade goods were sent to the Northern or Southern Ryukyus. Among the items distributed in Okinawa-gunto were 310,310 pieces of clothing, 2,674 items of bedding and 7,292 pairs of boots and shoes.

Approximately 4,043 metric tons of trade goods and items for general issue were distributed in the Ryukyus during February. This amount included 846 metric tons of clothing sent to the Northern Ryukyus and 762 metric tons of salvage canvas, overcoats and jackets shipped to the Southern Ryukyus. In addition 216,706 pieces of clothing and 15,250 small hand tools were sent to the Northern Ryukyus and two sawmills and their accessories were sent to Iriomote.

In Okinawa-gunto approximately 2,000,000 pieces of clothing, 25,000 pairs of shoes and boots, 616,917 miscellaneous items of bedding and 8,922 pieces of hardware were distributed.

COST OF LIVING

67. New fertilizer prices were set on 4 February establishing the wholesale and retail prices of ammonium sulfate at ¥ 42 and ¥ 45 per 100 pounds respectively. Superphosphate prices were set at ¥ 15.75 wholesale and ¥ 18.75 retail per 100 pounds.

68. Maximum Price List No. 6, issued 20 February, established cost, wholesale and retail prices on 82 miscellaneous import items from Japan.

69. Prices were also set on Iriomote lumber during February.

SECTION 3

FINANCE

C O N T E N T S

	Paragraph
Money and Banking	1
Public Finance.	4

MONEY AND BANKING

Currency

1. Currency in custody of the Department of Finance, Military Government, decreased in January due to payroll disbursements exceeding receipts by ¥ 4,766,945.

In February currency in custody amounted to ¥ 255,508,669.

CURRENCY IN CUSTODY
31 January
(yen)

Bank of Japan notes	
Headquarters Disbursing Officer	42,247,013
Okinawa-gunto	<u>51,341,649</u>
Total	93,588,662
Type B supplemental notes	
Headquarters Disbursing Officer	98,791,472
Southern Ryukyus	35,276,537
Northern Ryukyus	<u>24,359,162</u>
Total	158,427,171
Old Imperial notes ^{a/}	
Headquarters Disbursing Officer	<u>174,189</u>
Grand total	252,190,022

^{a/} Includes Bank of Taiwan and Bank of Chosen notes.

2. Tax collections, mainly from payroll deductions, accounted for 44.3 percent of Military Government receipts in January.

In February receipts for subsistence furnished native employees and taxes accounted for 41.1 percent and 31.4 percent respectively of currency received exclusive of funds returned or transferred from agents.

CURRENCY RECEIVED AND DISBURSED
(yen)

<u>Receipts</u>	<u>January</u>	<u>February</u>
Court fines	144,706	108,316
Collections for Okinawan students in Japan	28,200	10,000
Collection for supplies a/	0	6,750
Sale of clothing a/	22,429	114,877
Subsistence furnished native employees a/	288,023	358,120
Taxes a/	385,846	273,611
Cash inventory overage	1,209	0
Returned or transferred from agents	<u>35</u>	<u>7,679,792</u>
Total	870,448	8,551,466
 <u>Disbursements</u>		
Payroll for native employees, Armed Forces, Ryukyus	<u>5,637,393</u>	<u>5,232,818</u>
Total	5,637,393	5,232,818

a/ Okinawa-gunto.

Financial Institutions

3. Net deposits of personal funds in the Northern Ryukyus increased ¥ 460,365 in December and ¥ 1,064,326 in January. These increases were chiefly due to receipts by post offices and the Agricultural Association exceeding disbursements in December and increased net post-office and Naze Credit Association deposits in January.

Currency in circulation in the Northern Ryukyus amounted to ¥ 79,916,694 on 25 January.

DEPOSITS OF PERSONAL FUNDS
Northern Ryukyus
(yen)

	<u>Receipts</u>		<u>Disbursements</u>	
	<u>December</u>	<u>January</u>	<u>December</u>	<u>January</u>
Post offices	1,647,479	2,290,492	1,360,903	1,781,870
Naze Credit Association	839,629	871,600	977,519	404,663
Banks	526,318	762,931	637,360	859,419
Agricultural Association	794,222	259,680	404,632	62,446
Mutual Finance Association	<u>234,001</u>	<u>276,514</u>	<u>200,870</u>	<u>288,493</u>
Total	4,041,649	4,461,217	3,581,284	3,396,891

PUBLIC FINANCE

4. Supplemental budgets of ¥ 1,712,207 for the Legal Department, Military Government, to provide operating funds for the Workmen's Compensation Commission and ¥ 303,876 for the Rice Production and Land Reclamation Authority to cover increased cost of rice production were approved in January.

In February Military Government Headquarters was authorized an additional ¥ 828,590 to pay civilian employees for the remainder of the 1947-48 fiscal year.

Supplementary budgets for the Provisional Government, Northern Ryukyus, providing ¥ 1,411,488 for repatriation and ¥ 92,701 for normal governmental expenses for the balance of the 1947-48 fiscal year, were approved.

COMMANDER-IN-CHIEF
FAR EAST

SUMMATION
of
UNITED STATES ARMY
MILITARY GOVERNMENT
ACTIVITIES
in the
RYUKYU ISLANDS

Number 9

January-February 1948

PART IV
SOCIAL

	Page
Section 1. Public Health and Welfare	55
Section 2. Education, Culture and Religion	65

SECTION 1

PUBLIC HEALTH AND WELFARE

C O N T E N T S

	Paragraph
Preventive Medicine	1
Veterinary Affairs.	3
Medical and Hospital Affairs.	6
Supply.	9
Public Assistance	14
Repatriation.	23
Vital Statistics.	24

PREVENTIVE MEDICINE

Communicable Diseases

1. Malaria, trachoma, influenza and pneumonia cases on Okinawa-gunto continued their downward trend, as shown in the charts on the following two pages.

COMMUNICABLE DISEASE CASES

	<u>Okinawa-gunto</u>		<u>Northern Ryukyus</u>		<u>Southern Ryukyus</u>	
	<u>December</u>	<u>January</u>	<u>January</u>	<u>February</u>	<u>January</u>	<u>February</u>
Malaria	6,039	4,726	6	0	2,289	1,725
Trachoma	3,202	2,893	20	20	263	192
Influenza	1,830	896	0	0	189	168
Amoebic dysentery	71	6	34	24	3	7
Whooping cough	148	177	23	103	6	21
Mumps	196	221	0	0	23	24
Tuberculosis	220	159	28	75	45	50
Measles	3	10	14	75	187	109
German measles	126	130	0	0	0	0
Pneumonia	171	54	7	15	139	119
Filariasis	21	37	7	22	47	50
Diphtheria	23	19	4	2	0	0

Sanitation

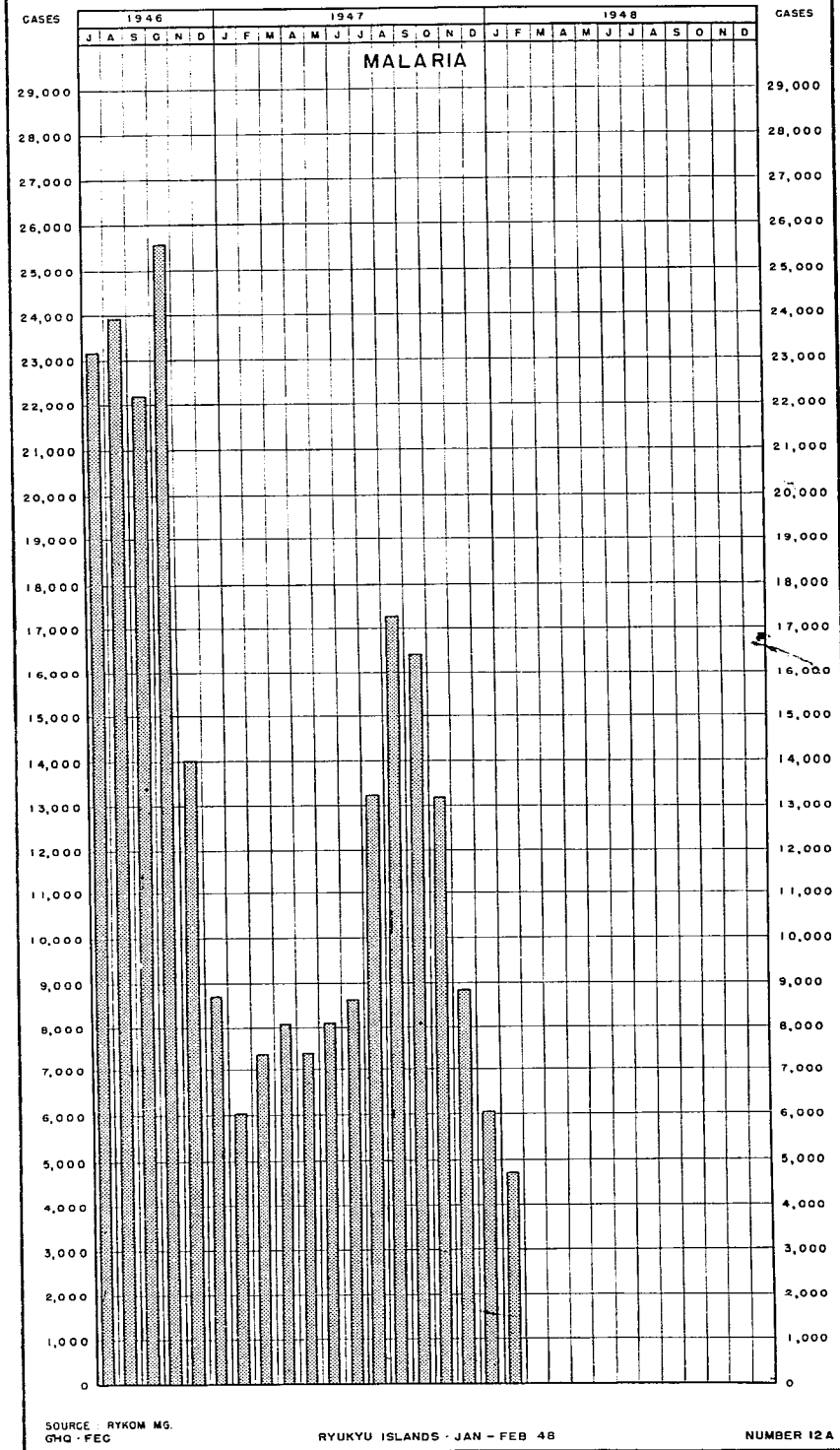
2. Sanitation construction in Okinawa-gunto in December and January totaled 138,359 feet of ditches, 1,940 latrines and 207 wells.

SANITATION ACTIVITIES

	<u>Okinawa-gunto</u>		<u>Northern Ryukyus</u>		<u>Southern Ryukyus</u>	
	<u>December</u>	<u>January</u>	<u>January</u>	<u>February</u>	<u>January</u>	<u>February</u>
Drainage ditches (feet)						
Constructed	61,188	77,171	-	-	6,560	5,090
Serviced	1,791,062	1,864,976	-	-	282,448	65,182

COMMUNICABLE DISEASES

OKINAWA-GUNTO · NEW CASES MONTHLY SINCE JULY 1946



SOURCE: RYKOM MG.
GHQ · FEC

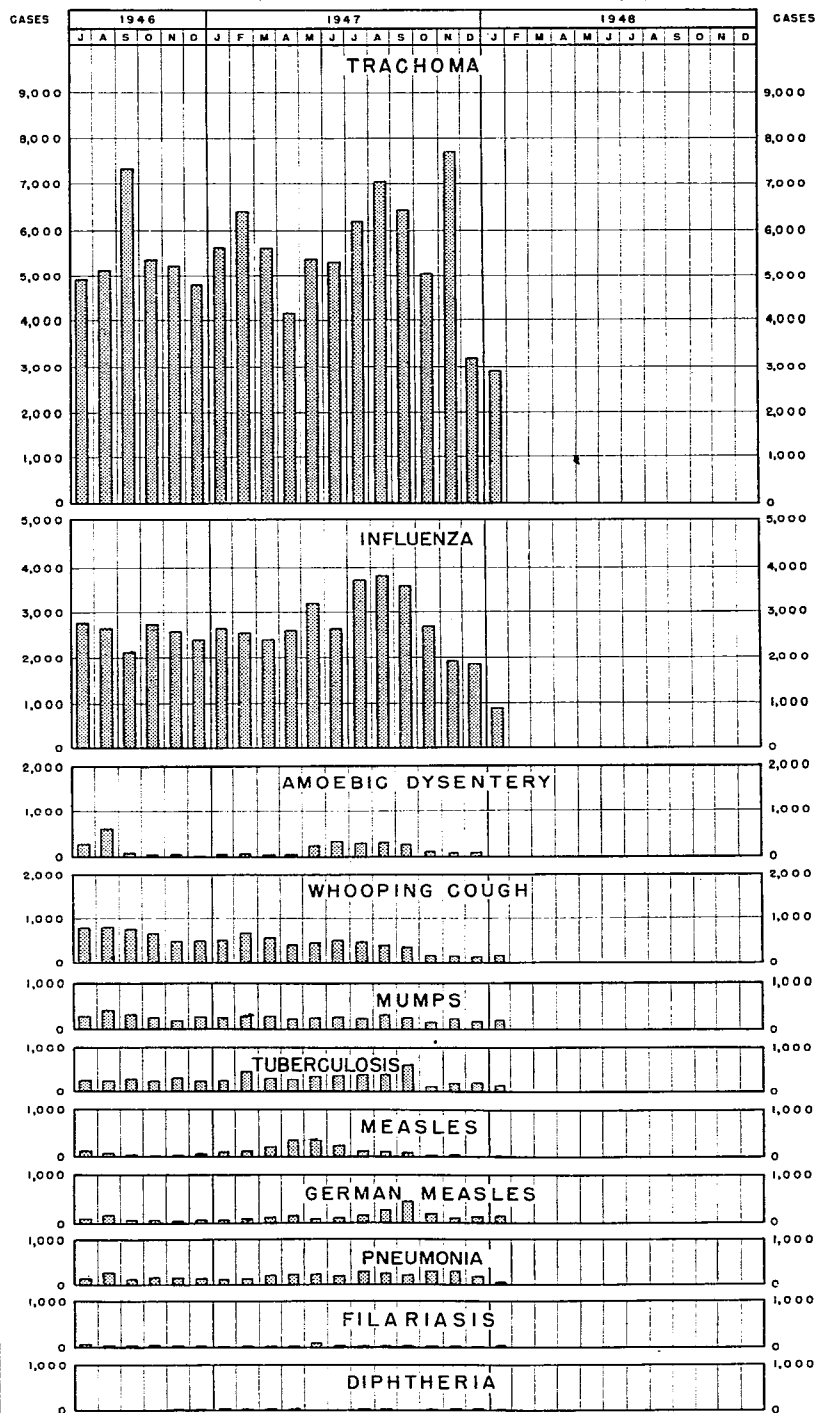
RYUKYU ISLANDS · JAN - FEB 48

NUMBER 12 A

0345

COMMUNICABLE DISEASES

OKINAWA-GUNTO - NEW CASES MONTHLY SINCE JULY 1946



SOURCE: RYKOM MG.
GHQ FEC

RYUKYU ISLANDS - JAN - FEB 48

NUMBER 12B

	<u>Okinawa-gunto</u>		<u>Northern Ryukyus</u>		<u>Southern Ryukyus</u>	
	<u>December</u>	<u>January</u>	<u>January</u>	<u>February</u>	<u>January</u>	<u>February</u>
Latrines						
Constructed	1,065	875	77	52	46	21
Closed	456	727	0	7	0	0
Maintained	71,327	69,725	-	-	7,641	8,565
Wells						
Constructed	74	133	6	2	2	7
Cleaned	316	516	8,001	0	1,883	1,902
Closed	22	3	0	0	0	0
Houses sprayed	9,591	39,334	32	24	-	-

In the Southern Ryukyus 144 restaurants, 76 barber shops and 29 ships were inspected by sanitation officers.

VETERINARY AFFAIRS

3. An anti-rabies vaccination program was initiated in Okinawa-gunto on 28 February to immunize approximately 1,000 dogs.

4. Swine deaths from cholera and erysipelas totaled 52 and 135 respectively in November and December but in January and February there were no deaths from cholera and deaths from erysipelas declined to 41.

REPORTABLE ANIMAL DISEASES Okinawa-gunto

<u>Animal</u>	<u>Disease</u>	<u>Infected</u>		<u>Died</u>	
		<u>January</u>	<u>February</u>	<u>January</u>	<u>February</u>
Swine	Cholera	10	3	0	0
	Erysipelas	90	45	41	23
Goats	Tuberculosis	1	-	1	-
Poultry	Diphtheria	2	-	1	-
	Pullorum	-	9	-	0

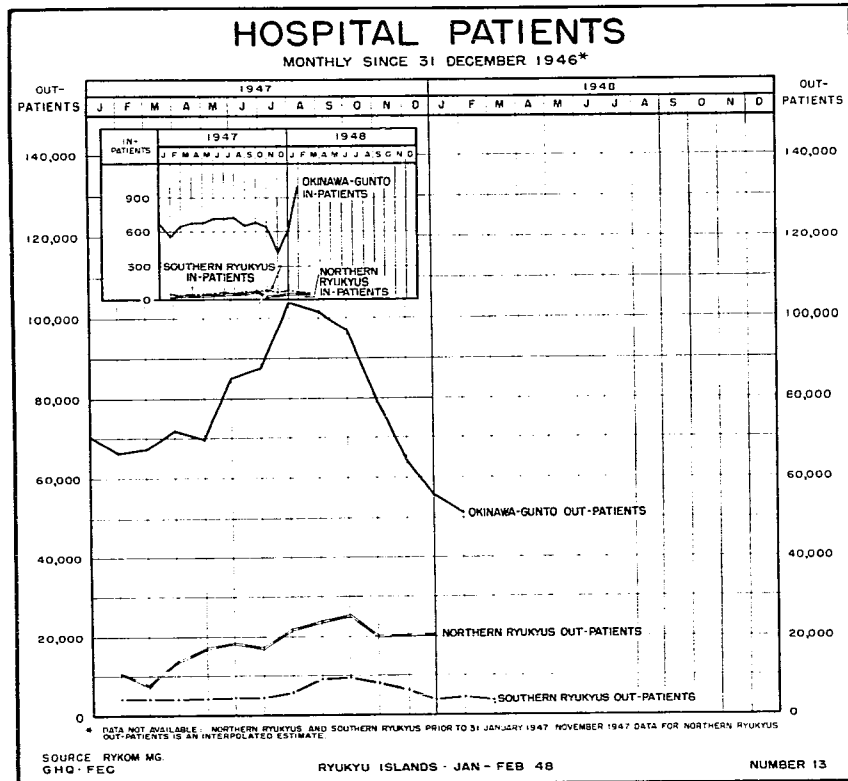
In January other diseases caused the death of 11 horses, four cattle, 47 swine and 10 goats; in February one cow, nine horses, 46 swine and two goats died from other diseases, and seven goats drowned.

5. In January and February 682 pigs and five goats were slaughtered in Okinawa-gunto. No carcasses were condemned.

In the Southern Ryukyus 461 hogs were slaughtered and 46 carcasses were condemned in January and in February 461 hogs were slaughtered and 45 carcasses were condemned.

MEDICAL AND HOSPITAL AFFAIRS

6. The opening of the Shuri Hospital in January increased the total hospital bed capacity in Okinawa-gunto by 75. In-patients treated in January increased by 404.



MEDICAL TREATMENTS

	<u>Okinawa-gunto</u>		<u>Northern Ryukyus</u>		<u>a/ Southern Ryukyus</u>	
	<u>December</u>	<u>January</u>	<u>January</u>	<u>February</u>	<u>January</u>	<u>February</u>
In-patients	597	1,001	43	44	70	60
Out-patients	55,912	50,939	3,492	3,927	4,882 <u>a/</u>	3,859 <u>a/</u>
Bed capacity	1,495	1,570	30	30	129	129

a/ Not including private physicians' reports.

Nursing Affairs

7. On 26 January a group of 10 civilian nurses began work at the U. S. Army hospital on Okinawa to observe nursing procedure and hospital ward routine for six weeks. These nurses represented the Jizuza, Nago, Koza, Ishikawa, Haebaru, Chinen and Shuri district hospitals.

8. A refresher course for all chief nurses of Okinawa-gunto hospitals was held at the Koza Hospital during the first week of February. The nurses witnessed demonstrations in operating room and delivery room techniques.

SUPPLY

Sanitation Supply

9. The Mosquito Control Section of the Okinawa Civilian

Administration continued the distribution of available sanitation supplies to native villages; in January 16,398 pounds of DDT powder, 18,370 gallons of diesel oil and 59 hand dusters were distributed. In February 1,705 gallons of diesel oil, 7,340 rattraps, 136 pounds of rat bait and 41 pounds of rat poison were distributed.

10. A shipment of 4,000 pounds of ANTU rat poison was received in Okinawa-gunto from Japan in February.

11. DDT in oil expended in December and January was approximately 31 percent of the previous two months' total, while the use of 10 percent DDT powder increased 15 percent.

INSECTICIDE EXPENDED IN OKINAWA-GUNTO

	<u>Unit</u>	<u>December</u>	<u>January</u>
Penite	gallon	97	73
DDT in oil	gallon	1,063	11,060
10 percent DDT powder	pound	25	2,011

Medical Supply

12. Miscellaneous medical supplies received in January and February totaled 43,393 and 54,265 pounds respectively.

13. Medical supplies distributed in the Ryukyus in January and February totaled 98,565 pounds, an increase of 8,043 pounds over the total of the previous two months.

MEDICAL SUPPLIES DISTRIBUTED
(pounds)

	<u>Okinawa-gunto</u>		<u>Northern Ryukyus</u>		<u>Southern Ryukyus</u>	
	<u>January</u>	<u>February</u>	<u>January</u>	<u>February</u>	<u>January</u>	<u>February</u>
Surgical dressings	47,000	7,000	10	0	3,050	0
Drugs and biologicals	16,555	9,270	90	80	100	160
Equipment	3,102	10,500	824	0	834	0

PUBLIC ASSISTANCE

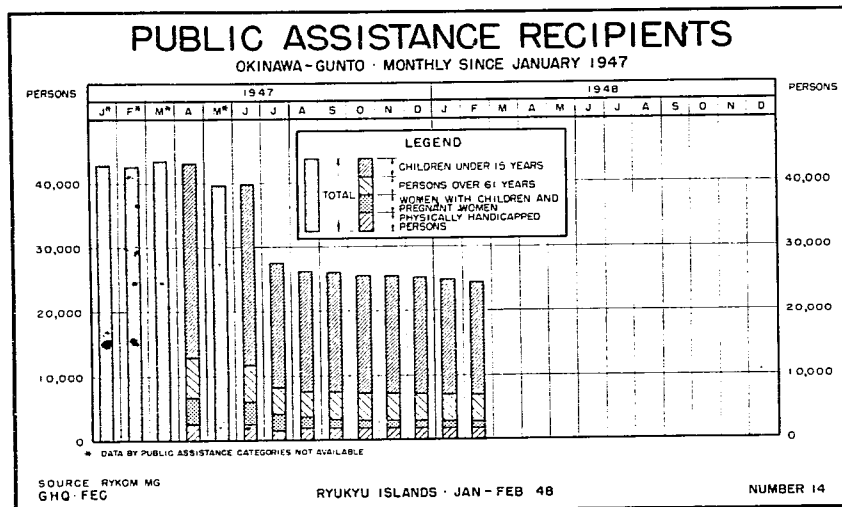
14. Approximately 85 tons of LARA relief supplies were received on Okinawa-gunto in January of which 34.6 tons were clothing, 6.5 were bedding, 8 were shoes, 11.8 were foodstuffs, 1.5 were toys and books, 14.5 were school supplies, 7.5 were Bibles and hymnals and 0.6 was miscellaneous supplies.

Okinawa-gunto

15. Relief cases on Okinawa-gunto in January and February respectively were 431 and 980 below the December figure.

RELIEF CASES
Okinawa-gunto

	<u>January</u>	<u>February</u>
Under 15	17,920	17,440
Over 61	4,040	4,055
Pregnant women	28	26
Invalids	1,081	1,043
Deformed persons	669	653
Women with children	<u>1,082</u>	<u>1,054</u>
Total	24,820	24,271



16. Approximately 15,000 pieces of clothing from LARA relief supplies were distributed in the Chinen district.

Northern Ryukyus

17. LARA relief supplies distributed in the Northern Ryukyus in February included 9,755 pieces of clothing, 43,224 notebooks, 29,672 pencils and 250 gross of white chalk.

18. There were 28 destitute persons housed in the two welfare institutions in Naze, Amami-o-shima, in February.

Southern Ryukyus

19. In January Miyako contributed to the needy 3,250 pounds of food, 1,414 pieces of clothing and ¥ 19,920; in February ¥ 20,220. Relief contributions in Yaeyama were 4,471 pounds of food, 1,279 pieces of clothing and ¥ 4,690 in January and 1,677 pounds of food and ¥ 5,289 in February.

20. Relief medical services were given to 1,429 persons in the Miyako Charity Hospital in January.

21. Distribution of 3,041 pieces of clothing and 120 bars of soap was made to the needy in the Southern Ryukyus in February.

Resettlement

22. Land released to Okinawans for resettlement and cultivation purposes in January totaled 270.7 acres in January, of which four villages received a total of 183.9 acres for resettlement and one received 86.8 acres for cultivation. In February 4.1 acres were released to people in Naha for resettlement.

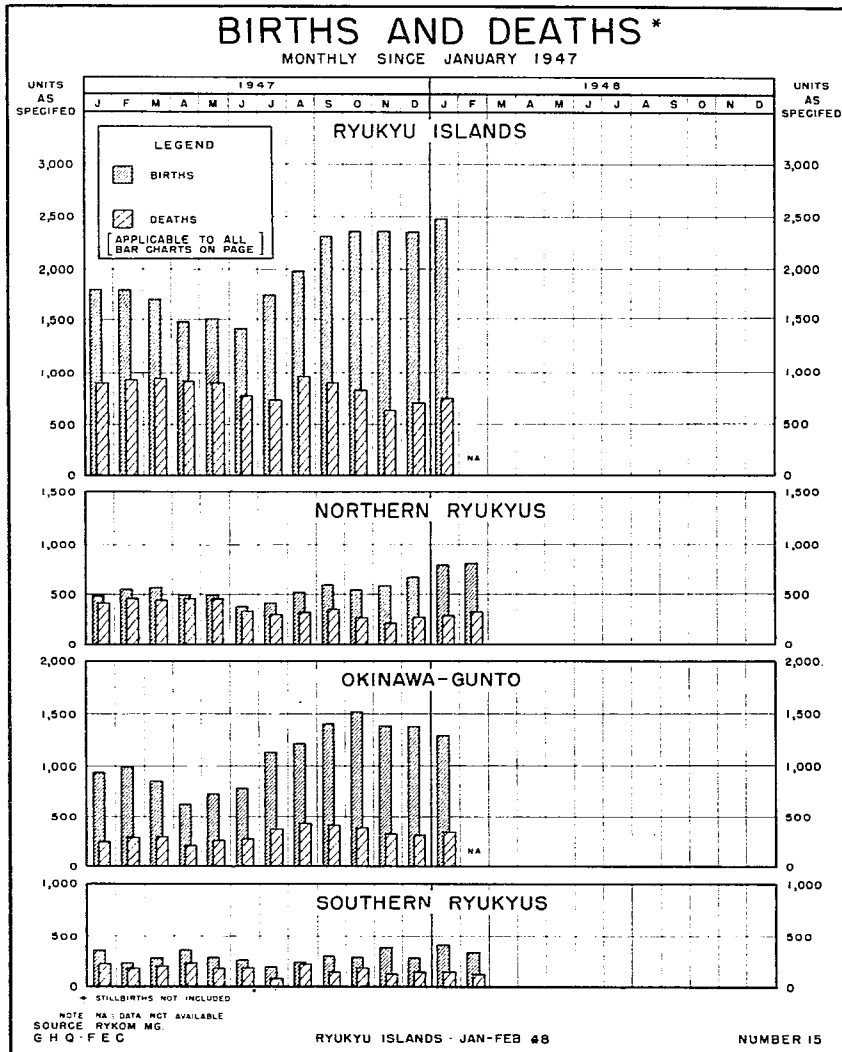
REPATRIATION

23. Ryukyuan repatriates numbered 1,723 during January and February of whom 928 went to Okinawa-gunto, 680 to the Northern Ryukyus and 115 to the Southern Ryukyus. Persons repatriated to Japan totaled 116 during the two months.

In February 151 persons were evacuated from the Southern Ryukyus to Okinawa-gunto.

VITAL STATISTICS

24. Births and deaths in Okinawa-gunto in December and January respectively declined 235 and 56 from the previous two months' totals of 2,895 and 694.

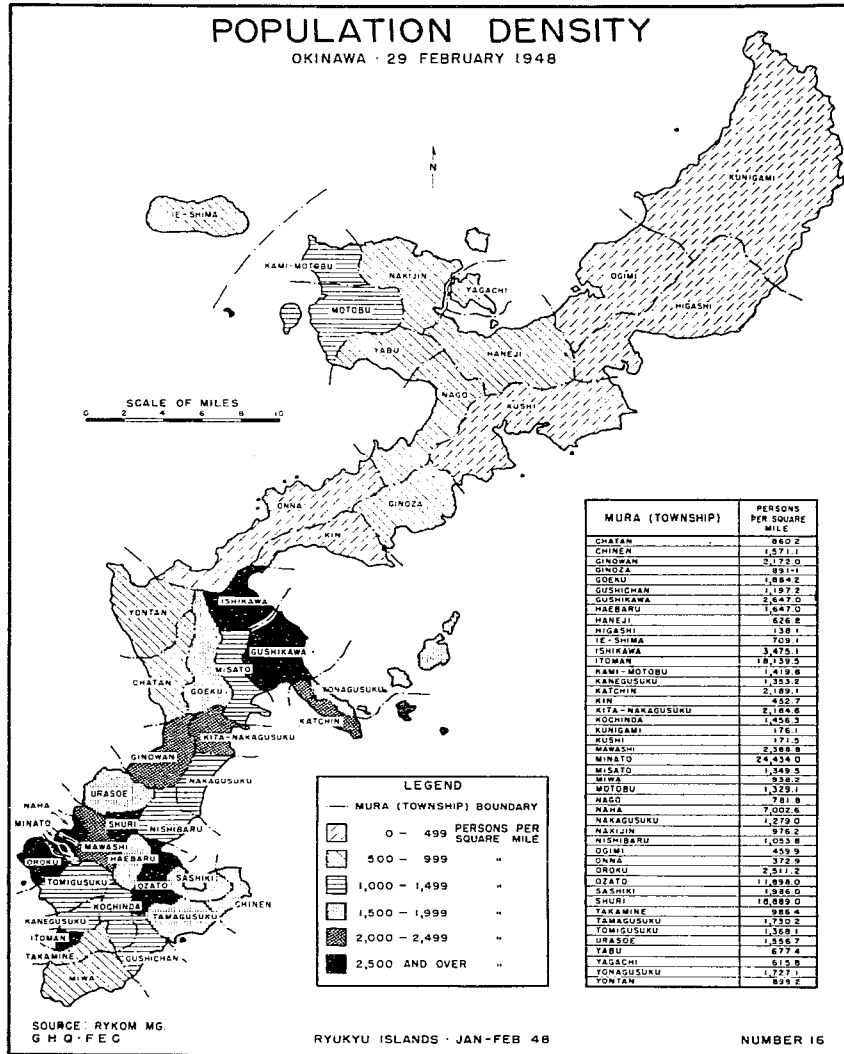


VITAL STATISTICS

	<u>Okinawa-gunto</u>		<u>Northern Ryukyus</u>		<u>Southern Ryukyus</u>	
	<u>December</u>	<u>January</u>	<u>January</u>	<u>February</u>	<u>January</u>	<u>February</u>
Births	1,377	1,283	785	801	411	338
Deaths	306	332	274	312	139	115
Stillbirths	7	0	9	19	0	0
Marriages	611	592	285	296	206	327
Divorces	78	73	35	42	11	20

Population

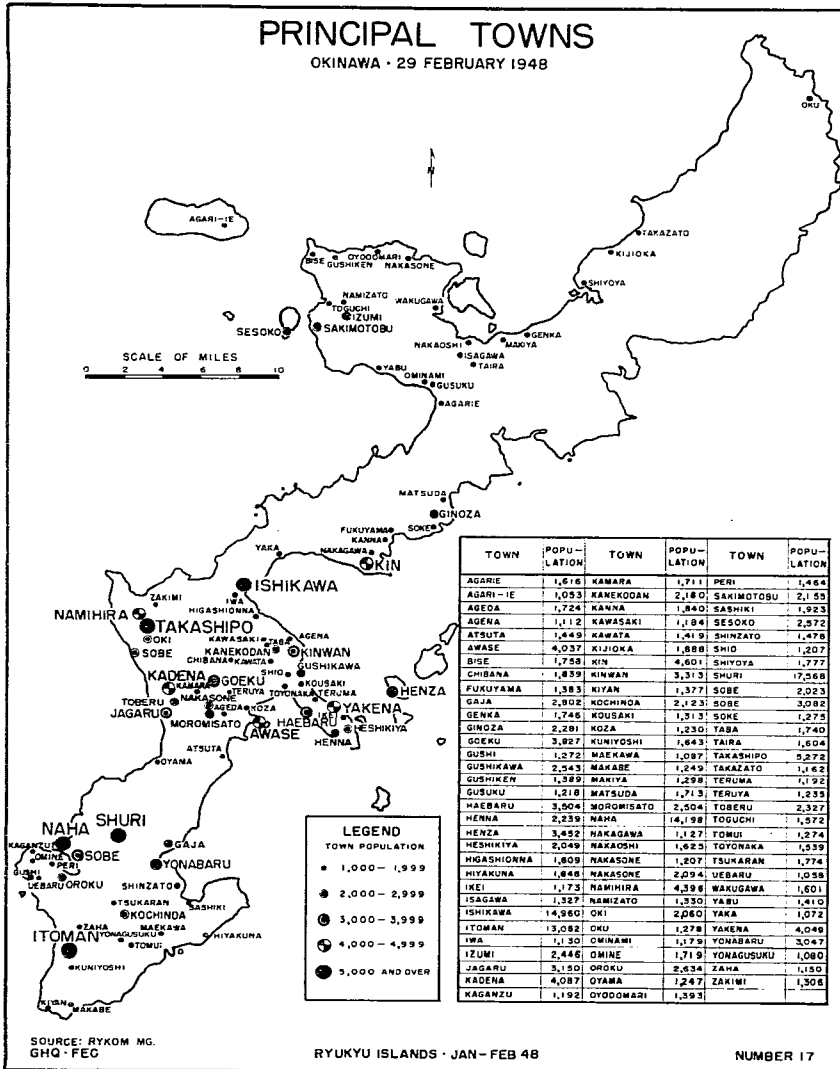
25. Of the 45 townships in Okinawa and Ie-shima, five had a population density ranging from 7,000 to 24,434 persons per square mile, while the lowest density was 138.1 persons per square mile.



26. There were 95 towns and villages in Okinawa and Ie-shima of which four towns had a population ranging from 13,000 to 17,568 and the remainder ranged from 1,053 to 5,272 persons. See chart on following page.

PRINCIPAL TOWNS

OKINAWA · 29 FEBRUARY 1948



TOWN	POPULATION	TOWN	POPULATION	TOWN	POPULATION
AGARIE	1,616	KAMARA	1,711	PERI	1,464
AGARI-IE	1,053	KANEKODAN	2,180	SAKIMOTOSU	2,155
AGEDA	1,724	KANNA	1,840	SASHIKI	1,923
AGEHA	1,112	KAWASAKI	1,104	SESOKO	2,572
ATSUTA	1,849	KAWATA	1,419	SHINZATO	1,478
AWASE	4,037	KIJIOKA	1,888	SHIO	1,207
BISE	1,758	KIN	4,601	SHIYOTA	1,777
CHIBANA	1,839	KINWAN	3,313	SHURI	17,568
FUKUYAMA	1,383	KIYAN	1,377	SOBE	2,023
GAJA	2,902	KOCHINDA	2,123	SOBE	3,082
GENKA	1,746	KOUSAKI	1,313	SOBE	1,275
GINOZA	2,281	KOZA	1,230	TABA	1,740
GOEKU	3,827	KUNIYOSHI	1,643	TAIRA	1,604
GUSHI	1,272	MAEKAWA	1,087	TAKASHIPO	5,278
GUSHIKAWA	2,543	MAKABE	1,249	TAKAZATO	1,462
GUSHIKEN	1,389	MARIYA	1,298	TERUYA	1,192
GUSUKU	1,218	MATSUDA	1,713	TERUYA	1,235
HAEBARU	3,504	MOROMISATO	2,504	TOBERU	2,327
HENNA	2,239	NAHA	14,198	TOGUCHI	1,572
HENZA	3,452	HAKAGAWA	1,127	TOMU	1,274
HESHIKIYA	2,049	NAKADOMI	1,625	TOYOKAKA	1,559
HIGASHIONNA	1,809	NAKASONE	1,207	TSUKARAN	1,774
HIYAKUNA	1,848	NAKASONE	2,094	UEBARU	1,058
IKEI	1,173	NAMIHIRA	4,396	WAKUGAWA	1,601
ISAGAWA	1,327	NAMIZATO	1,330	YABU	1,410
ISHIKAWA	14,960	OKI	2,060	YAKA	1,072
ITOMAN	13,082	ORU	1,278	YAKENA	4,049
IWA	1,130	ONINAMI	1,179	YONABARU	3,047
IZUMI	2,446	ONINE	1,719	YONAGUSUKU	1,080
JAGARU	3,150	OROKU	2,634	ZAHA	1,150
KADENA	4,087	OYAMA	1,247	ZAKIMI	1,306
KAGANZU	1,192	OYODOMARI	1,393		

LEGEND
TOWN POPULATION

- 1,000 - 1,999
- 2,000 - 2,999
- 3,000 - 3,999
- 4,000 - 4,999
- 5,000 AND OVER

SOURCE: RYKOM MG.
GHQ - FEC

RYUKYU ISLANDS · JAN - FEB 48

NUMBER 17

SECTION 2

EDUCATION, CULTURE AND RELIGION

C O N T E N T S

	Paragraph
Education	1
Culture	15
Religion.	22

EDUCATION

School Statistics

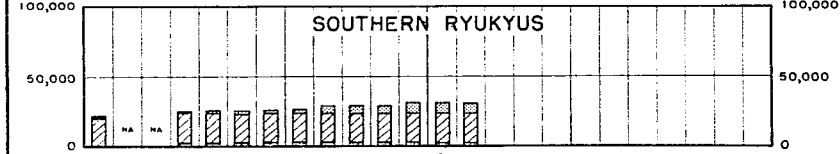

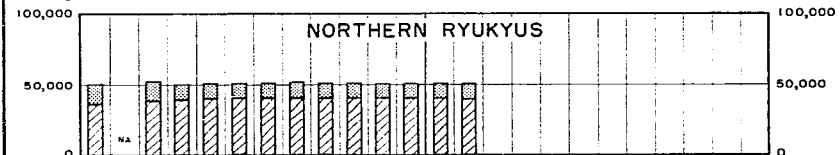
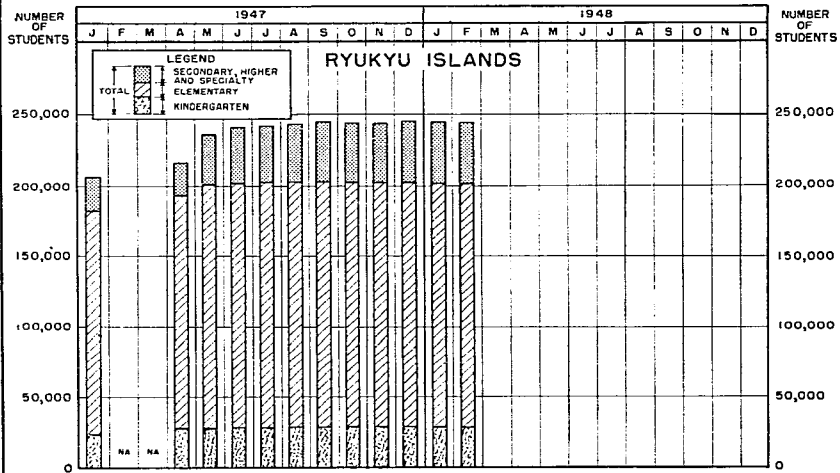
1. School enrollment in the Ryukyus during January and February decreased over the December enrollment. The decline was attributed to loss of teachers and use of unheated, temporary school buildings.

SCHOOL ENROLLMENT

	<u>Schools</u>		<u>Teachers</u>		<u>Pupils</u>	
	<u>January</u>	<u>February</u>	<u>January</u>	<u>February</u>	<u>January</u>	<u>February</u>
Okinawa-gunto						
Kindergarten	138	138	596	588	26,105	26,065
Elementary	142	142	2,913	2,884	112,123	112,024
High	13	13	287	290	8,185	8,185
Technical <u>a/</u>	3	3	43	47	487	482
Industrial <u>a/</u>	25	25	290	280	15,218 <u>b/</u>	15,139 <u>b/</u>
Higher	<u>2</u>	<u>2</u>	<u>21</u>	<u>21</u>	<u>236</u>	<u>233</u>
Total	323	323	4,150	4,110	162,354	162,128
Northern Ryukyus <u>c/</u>						
Kindergarten	3	3	12	12	291	283
Primary	102	102	1,166	1,165	39,688	39,687
High	3	3	58	52	2,009	2,020
Technical <u>a/</u>	<u>28</u>	<u>28</u>	<u>211</u>	<u>209</u>	<u>8,701</u>	<u>8,624</u>
Total	136	136	1,447	1,438	50,689	50,614
Miyako-rette						
Kindergarten	17	17	55	55	1,775	1,775
Elementary	17	17	313	316	14,308	14,307
Junior high	2	2	28	28	872	869
Agriculture and fisheries <u>a/</u>	2	2	17	17	169	169
Vocational	17	17	96	97	3,594	3,551
English teachers' training	<u>1 <u>d/</u></u>	<u>1 <u>d/</u></u>	<u>4</u>	<u>5</u>	<u>42</u>	<u>42</u>
Total	56	56	513	518	20,760	20,713

SCHOOL ENROLLMENT

ON LAST DAY OF EACH MONTH SINCE JANUARY 1947

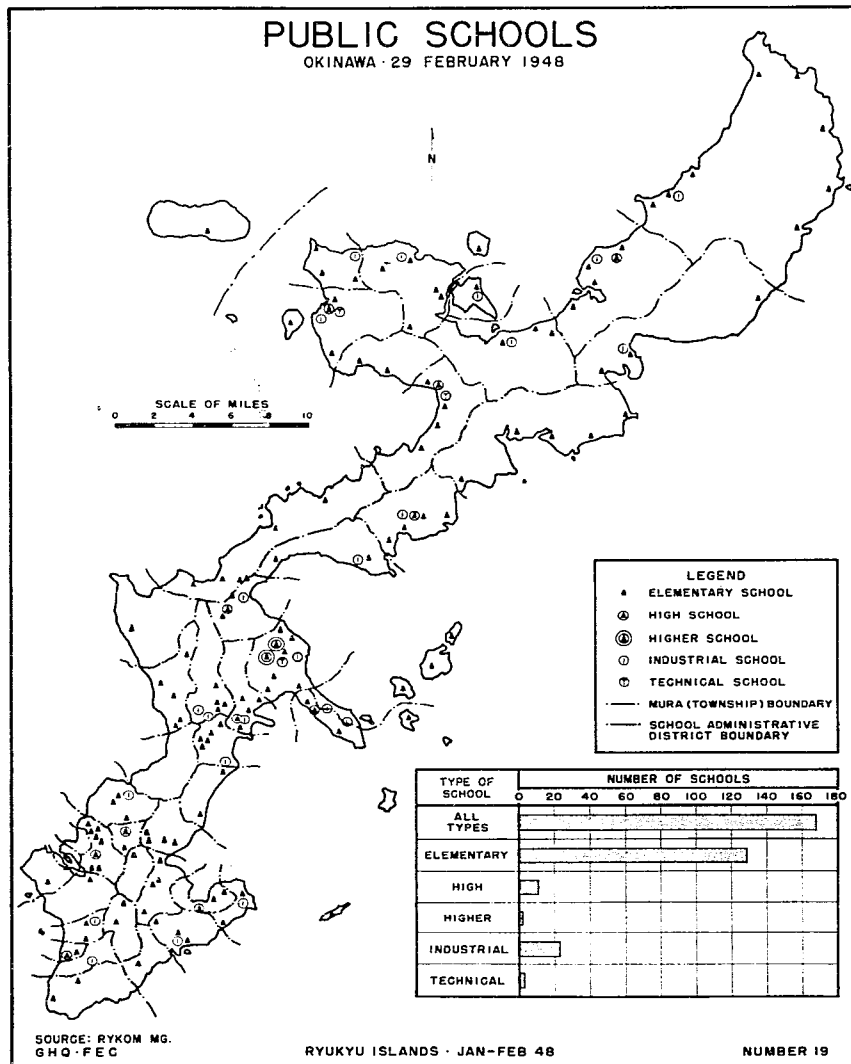


SCHOOL	AREA	AVERAGE NUMBER OF STUDENTS PER TEACHER AS OF 29 FEBRUARY 1948										
		0	5	10	15	20	25	30	35	40	45	50
ALL SCHOOLS	RYUKYU ISLANDS	[Bar chart showing average students per teacher]										
	NORTHERN RYUKYUS	[Bar chart showing average students per teacher]										
	OKINAWA-GUNTO	[Bar chart showing average students per teacher]										
	SOUTHERN RYUKYUS	[Bar chart showing average students per teacher]										
KINDERGARTENS	RYUKYU ISLANDS	[Bar chart showing average students per teacher]										
	NORTHERN RYUKYUS	[Bar chart showing average students per teacher]										
	OKINAWA-GUNTO	[Bar chart showing average students per teacher]										
	SOUTHERN RYUKYUS	[Bar chart showing average students per teacher]										
ELEMENTARY SCHOOLS	RYUKYU ISLANDS	[Bar chart showing average students per teacher]										
	NORTHERN RYUKYUS	[Bar chart showing average students per teacher]										
	OKINAWA-GUNTO	[Bar chart showing average students per teacher]										
	SOUTHERN RYUKYUS	[Bar chart showing average students per teacher]										
SECONDARY, HIGHER AND SPECIALTY SCHOOLS	RYUKYU ISLANDS	[Bar chart showing average students per teacher]										
	NORTHERN RYUKYUS	[Bar chart showing average students per teacher]										
	OKINAWA-GUNTO	[Bar chart showing average students per teacher]										
	SOUTHERN RYUKYUS	[Bar chart showing average students per teacher]										

NOTE: NA - DATA NOT AVAILABLE
SOURCE: RYKOM MG.
GHQ - FEC

RYUKYU ISLANDS - JAN - FEB 48

NUMBER 18



	<u>Schools</u>		<u>Teachers</u>		<u>Pupils</u>	
	<u>January</u>	<u>February</u>	<u>January</u>	<u>February</u>	<u>January</u>	<u>February</u>
Yaeyama-retto						
Kindergarten	3	3	9	10	294	294
Elementary	17	17	185	184	7,405	7,367
Junior high	1	1	15	15	395	402
Senior high	1	1	11	10	144	139
Agriculture and forestry ^{a/}	1	1	13	14	207	202
Vocational	<u>11</u>	<u>11</u>	<u>55</u>	<u>55</u>	<u>2,239</u>	<u>2,143</u>
Total	34	34	288	288	10,684	10,547

^{a/} High-school level.

^{b/} Part-time students.

^{c/} December and January figures. All Northern Ryukyus school attendance figures are reported one month late.

^{d/} School uses facilities of Girls' Junior High School.

Okinawa-gunto

2. A shortage of teachers has developed in Okinawa due to the increased cost of living and the low salary scale. During the past six months 450 teachers resigned their positions to enter other lines of work while only 60 replacements were hired.

3. During January the Tsuboya Elementary School and the Chinen High School were renovated.

4. The students of Chinen High School on 19 January entertained with plays, dancing and music. On 19 and 20 January the school held an exhibit of student sewing, knitting, woodwork, paintings and scientific and home appliances.

5. The Teachers' Training School of Okinawa-gunto held a literary exhibit on 30 January. School exhibits were also held in Nago, Naha and Futama during February.

6. All teachers of the Itoman district attended a teachers' institute held at Naha 24 February. Representatives of Military Government and Civilian Administration addressed the group.

Northern Ryukyus

7. One new kindergarten opened at Kametsu, Tokuno-shima, 28 December.

Southern Ryukyus

8. During January a teachers' meeting was held in Yaeyama to discuss high-school entrance examinations.

Mayors of each city, town and village in the Southern Ryukyus met in Miyako and discussed the 6-3-3 educational system.

9. The associated school literary exercise was held at the Pacific Theater in Miyako, 20-21 February.

Instruction Materials

10. Text materials printed during January in Okinawa-gunto included 7,000 and 30,000 sheets of mimeographed high-school and elementary school instruction material respectively.

11. Seven new educational films received from Japan are being shown in Okinawa and the Northern and Southern Ryukyus.

12. Fourteen tons of notebooks, dictionaries and printing ink were received from LARA on 31 January and are being distributed throughout the Ryukyus.

School Supplies

13. School supplies shipped to the Ryukyus for distribution to schools in January and February included:

	Unit	Amount	
		Northern Ryukyus	Southern Ryukyus
Chalk	case	10 a/	5 a/
Cloth	yard	1,500	0
Generators, 5 kw	each	2	2
Ink	case	7	5
Ink, printing	gallon	0	15 a/

	Unit	Amount	
		Northern Ryukyus	Southern Ryukyus
Nails	keg	0	125
Notebooks, 5 x 8	each	43,200 a/	28,800 a/
Paper, mimeograph	case	250	300
Paper, roofing	roll	0	525
Pencils	case	15 a/	0
Phrase books	case	2	1
Portfolios, air mail	each	0	4,200

a/ LARA supplies.

14. Athletic equipment and games turned over to the Ryukyus Education Department for distribution during January and February were as follows:

	Unit	Amount		
		Okinawa	Northern Ryukyus	Southern Ryukyus
Anagrams	set	12	6	3
Bags, training	each	4	2	1
Baseballs	each	675	386	278
Bases, baseball	set	0	1	0
Bases, softball	set	5	2	0
Bingo	set	0	0	3
Checkers	set	1,000	15	0
Chess	set	50	0	0
Footballs	each	84	77	22
Games, acey-deucey	set	0	56	28
Gloves, baseball	pair	0	15	0
Gloves, boxing	pair	10	6	0
Gloves, softball	pair	390	0	0
Horseshoes	set	9	0	0
Mats, wrestling	each	7	0	2
Nets, tennis	each	3	6	1
Nets, volleyball	each	7	7	0
Protectors, chest	each	5	3	1
Rackets, badminton	each	180	120	0
Rings, boxing	each	8	4	2
Shuttlecocks	each	1,400	700	352
Softballs	each	3,230	6	810
Volleyballs	each	432	236	54
Water polo balls	each	15	8	4

CULTURE

Okinawa-gunto

15. Approximately 50,000 persons attended educational films which were shown under the direction of the Okinawa Civilian Administration Culture Department.

16. At a meeting of the district cultural leaders of the Okinawa Civilian Administration on 15 January, cultural problems were discussed and awards presented to the authors of the best plays written in 1947.

Northern Ryukyus

17. Three actors' guilds with 98 players in January and 65 players in February provided entertainment in the Northern Ryukyus.

Southern Ryukyus

18. The United Cultural Association of Miyako held a meeting on 27 December to announce the activities of each department and to discuss the publication of their official paper.

19. The Miyako Women's Association held a general meeting on 18 January.

20. The Miyako Provisional Government on 22 February opened a library containing 1,000 books. The admission fee was fixed at ¥ 1 per visit.

21. Stage performances continued regularly in theaters in Hirara and Ishigaki. There were no movies because all films were shipped to Okinawa for censorship.

RELIGION

Okinawa-gunto

22. The Association of Christian Churches of Okinawa, a union of former Baptist, Presbyterian, Methodist, Salvation Army and Holiness churches of Okinawa, maintains 17 full-time pastors to serve 36 churches in 35 communities.

23. The most northern church in Okinawa is at Okuma while the most isolated one is at Higashi on the lightly populated northeast coast. There are several churches on the peninsula near Nago, two near White Beach, one just north of Kadena and Sobe and several south of Military Government headquarters. The leper colony has a staff church separate from the patients' church. Churches were recently opened at Hyakuna, Ginoza and one in the compound of Military Government.

24. Most of the services are held in schools, hospitals or private homes. Only four church buildings exist, of which two are quonset huts and two grass-roofed huts. Christian meetings are frequently held at the Civilian Administration building under lay leadership.

25. The largest Sunday Schools are located at Itoman, Shimabuku, Ishikawa and Yontan, each with an enrollment of 100 to 250 children. Six churches now have young people's Christian Associations. Several churches are opening sewing rooms as community welfare projects. Sewing machines and supervised instruction are to be provided.

Northern Ryukyus

26. Three Protestant church groups in the Northern Ryukyus are affiliated with the Okinawa Christian Association.

The two Roman Catholic missionaries who arrived in September continued administering to congregations scattered over Anami-o-shima.

Southern Ryukyus

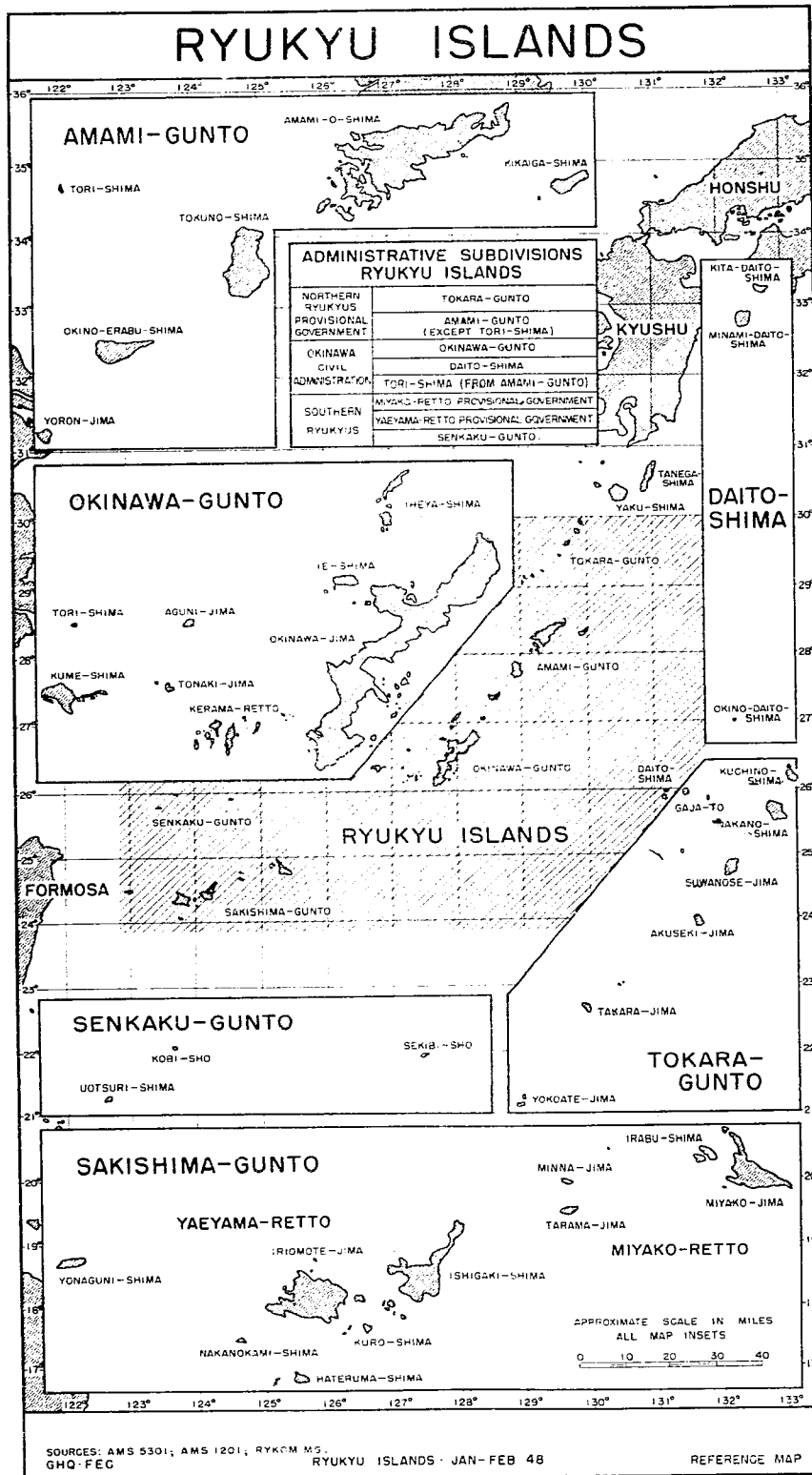
27. Two church groups in the Southern Ryukyus are affiliated with the Okinawa Christian Association.

28. Daily Buddhist services were held during February.

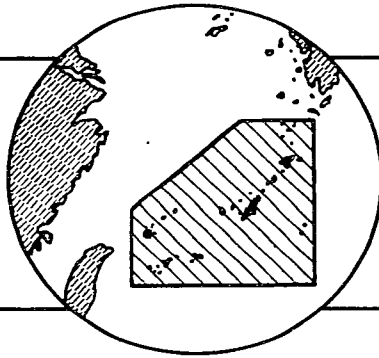
29. The Christian church in Miyako carried on an active program conducting biweekly worship services in February and regular services in the leper colony in addition to Bible classes in outlying towns.

CHRISTIAN CHURCH ACTIVITIES
Southern Ryukyus

	<u>Number</u>	
	<u>January</u>	<u>February</u>
Church services	12	15
Average attendance	172	330
Sunday School services	4	4
Average attendance	70	200
Leper colony services	4	5



Commander - in - Chief
Far East



SUMMATION
of
UNITED STATES ARMY
MILITARY GOVERNMENT
ACTIVITIES
in the
RYUKYU ISLANDS

№ 10 MARCH-APRIL 1948

0363

GENERAL HEADQUARTERS
COMMANDER — IN — CHIEF
FAR EAST

SUMMATION NO 10

**UNITED STATES ARMY
MILITARY GOVERNMENT
ACTIVITIES**

IN THE

RYUKYU ISLANDS

FOR THE MONTHS OF
MARCH - APRIL 1948

0364

COMMANDER-IN-CHIEF
FAR EAST

Number 10

March-April 1948

T A B L E O F C O N T E N T S

	Page
PART I GENERAL	1
Section 1. Political Activities	3
2. Economic Activities.	5
3. Social Activities.	9
PART II POLITICAL	11
Section 1. Government and Politics.	13
2. Legal and Public Safety.	19
PART III ECONOMIC	23
Section 1. Natural Resources.	25
2. Commerce and Industry.	31
3. Finance.	47
PART IV SOCIAL	51
Section 1. Public Health and Welfare.	53
2. Education, Culture and Religion.	61

COMMANDER-IN-CHIEF
FAR EAST

Number 10

March-April 1948

CHARTS, MAPS AND GRAPHS

	Page
<u>Natural Resources</u>	
1. Fish Catch.	27
<u>Commerce and Industry</u>	
2. Brick and Tile Production - Okinawa-gunto	33
3. International Mail Service.	39
4. Labor Survey - Okinawa-gunto.	41
5. Issue of Petroleum Products	44
<u>Public Health and Welfare</u>	
6. Communicable Diseases - Okinawa-gunto	54
7. Hospital Patients	57
8. Public Assistance Recipients - Okinawa-gunto.	59
9. Births and Deaths	60
<u>Education, Culture and Religion</u>	
10. School Enrollment	62
<u>Map of the Ryukyu Islands</u>	67

0366

COMMANDER-IN-CHIEF
FAR EAST

SUMMATION
of
UNITED STATES ARMY
MILITARY GOVERNMENT
ACTIVITIES
in the
RYUKYU ISLANDS

Number 10

March-April 1948

PART I
GENERAL

	Page
Section 1. Political Activities.	3
Section 2. Economic Activities	5
Section 3. Social Activities	9

0368.

SECTION 1
POLITICAL ACTIVITIES

C O N T E N T S

	Paragraph
Government and Politics	1
Legal and Public Safety	8

GOVERNMENT AND POLITICS

1. Two Military Government special proclamations were issued, one regulating circulation of civilians and the other pertaining to marriages.

2. The four chiji (native governors) of the Ryukyus met in Okinawa 22 April to discuss mutual problems and attend the ceremony honoring the second anniversary of the Okinawa Civilian Administration.

3. The Okinawan Assembly, meeting 11 March in its 11th session, received the chiji's report on local problems and discussed them.

4. The Amami-o-shima branch of the Japan Lumber Company was taken into custody and the chiji of the Northern Ryukyus was appointed trustee to handle the property and to continue operations.

5. Changes in the arrangement of executive departments in the Miyako Provisional Government were made in March.

6. Political activity in the Northern Ryukyus was stepped up in preparation for the elections set for 15 June.

7. Elections were held in the Southern Ryukyus in March. The Democratic Party won a majority of assembly seats in both Miyako-retto and Yaeyama-retto.

LEGAL AND PUBLIC SAFETY

Legal

8. Civilian courts tried 447 criminal cases and 104 civil cases in March. In April 652 criminal cases and 237 civil cases were tried. Offenses in most cases were larceny, traffic violations and black-marketing.

9. Military Government courts tried 84 cases in March and 56 cases in April, most of them involving larceny charges.

Public Safety

10. Persons arrested numbered 932 in March.

11. The prison population was 524 in March, increasing to 564 in April.

12. Accidents in Okinawa-gunto totaled 56 with 24 persons killed and 41 injured.

13. Fires in March numbered 29 with losses amounting to ¥ 212,925.

SECTION 2

ECONOMIC ACTIVITIES

C O N T E N T S

	Paragraph
Natural Resources	1
Commerce and Industry	7
Finance	28

NATURAL RESOURCES

Agriculture and Fisheries

1. Food crops in the Ryukyus totaled 13,074 metric tons in March, 2,431 under the revised February production. April crops in Okinawa-gunto and the Southern Ryukyus fell 2,396 metric tons under March to 6,263.

2. Okinawa farmers received 1,462 metric tons of fertilizer in March and April, 644 more than the preceding two months' distribution.

3. Marine landings in the Ryukyus increased 116.02 metric tons in March to a total of 264.27 and catches in Okinawa-gunto and the Southern Ryukyus gained 12.27 metric tons to a total of 237.12 in April.

Forestry and Mining

4. Lumber production declined 23 percent in the Northern and Southern Ryukyus in March and April.

5. Charcoal production in the Southern Ryukyus increased 509 pounds to 38,294 pounds in March but declined in April to 18,458 pounds.

6. The Okinawa sawmill cut dropped to 658,440 board feet in March, 412,968 under February.

COMMERCE AND INDUSTRY

Industry

7. With the enlargement of the Awase salt flats in Okinawa-gunto, March-April salt production increased to 100,748 pounds.

8. Increases were made in Okinawa-gunto shoyu production from 1,320 gallons in March to 1,800 gallons in April.

9. Production of Okinawan tile, new-type tile and brick was higher in March than in April while April output of lime ash and sandstone surpassed March production.

10. March and April prefabricated building construction in Okinawa-gunto totaled 3,468 units.

11. Ten bridges were repaired and 16 retaining walls were constructed in Okinawa and 28.5 miles of roads were repaired in

the Southern Ryukyus in March. In April nine bridges were repaired and 17 culverts and 14 retaining walls were completed in Okinawa while 33.8 miles of Southern Ryukyus roads were repaired.

Transportation

12. Interisland cargo shipping in the Ryukyus increased 342 percent from 1,442 long tons carried in February to 6,375 in March.

13. Total cargo tonnage hauled by trucks in Okinawa-gunto increased almost 20 percent from 23,209 short tons carried in February to 27,708 in March and then decreased 13 percent to 24,120 short tons in April.

Electric Power

14. Electric power consumption in Okinawa-gunto gained 19 percent from 177,022 kilowatt hours in March to 210,800 in April.

15. In the Northern Ryukyus electric power consumed decreased from 21,918 kilowatt hours in March to 17,000 in April, due to the inactivity of the Tokuno-shima power plant which was undergoing repair.

Communications

16. Air-mail service from the Ryukyus to all countries was established 15 March.

17. The number of international relief parcels received in Okinawa-gunto increased 25 percent from 3,424 in March to 4,290 in April.

18. Postal revenue in Okinawa-gunto increased from ¥ 15,500.90 in February and ¥ 19,244.63 in March to ¥ 105,064.64 in April.

19. Telephone switchboards were installed at the Koniya and Naze post offices on Amami-o-shima in March.

Labor

20. Gainfully employed persons on Okinawa totaled 220,632 in March and 215,403 in April.

21. Military units employed 38,629 persons in March and 38,597 in April on Okinawa.

22. Unemployment in Okinawa and the Northern Ryukyus continued to decrease.

Interisland Trade

23. Interisland trade during March and April consisted primarily of shipments of shells and adanba leaves to Okinawa from the Southern Ryukyus and a shipment of incense sticks from the Northern Ryukyus to Okinawa. Included in shipments from Okinawa to the Southern Ryukyus in March and April were raw and floss silk produced on Okinawa.

Imports and Exports

24. March and April import shipments to the Ryukyus from Japan included diphtheria toxoid, dry milk, fertilizer and coconut oil. Export shipments from the Ryukyus to Japan consisted of 24 metric tons of shells to be used in the button industry.

0372

Rationing and Price Control

25. The Ryukyu Islands continued to produce the majority of the normal subsistence requirements of their inhabitants.

26. A food collection program linked with incentive goods was instituted in March to provide for a more equitable distribution of indigenous food.

27. Maximum prices were established for ice and for imported and domestic salt in April.

FINANCE

28. Currency in custody of the Department of Finance, Military Government, and available for disbursement amounted to ¥ 166,315,000 on 31 March and ¥ 213,428,000 on 30 April.

29. Disbursements of funds in March, chiefly payrolls for native employees, exceeded receipts by ¥ 5,544,650. In April expenditures exceeded receipts by ¥ 9,855,908 largely as a result of costs of civil administration and budgetary deficits.

30. Deposits in the principal financial institutions of the Northern Ryukyus amounted to ¥ 3,393,586 and ¥ 21,510,410 in March and April respectively. Withdrawals during the same periods were ¥ 2,458,011 and ¥ 16,343,928.

SECTION 3
SOCIAL ACTIVITIES

C O N T E N T S

	Paragraph
Public Health and Welfare	1
Education, Culture and Religion	7

PUBLIC HEALTH AND WELFARE

1. Cases of reportable communicable diseases numbered 11,141 in March of which 5,016 cases were malaria, 2,969 cases were trachoma, 1,151 cases were influenza and the totals of the remaining 10 diseases ranged from 20 to 364 cases.
2. In March 59 farm animals died from diseases compared with 62 in February.
3. In-patients treated in hospitals and dispensaries in March numbered 1,503, and there were 72,114 out-patients.
4. Medical supplies and equipment distributed totaled 157,973 pounds.
5. Relief cases on Okinawa-gunto declined from 16,643 persons in March to 16,610 in April.
6. There were 2,081 births, 653 deaths, 13 stillbirths, 954 marriages and 186 divorces in March.

EDUCATION, CULTURE AND RELIGION

7. School enrollments in April showed a slight decrease from the March attendance.
8. Standardization of the public school systems in the Ryukyus was begun with the adoption of the 6-3-3 educational system 1 April.

Okinawa-gunto industrial high schools were discontinued 1 April and replaced by new junior high schools.
9. Institutions and agencies no longer considered solely Okinawan in character were transferred from the Okinawa Civilian Administration to Military Government control. Among such institutions and agencies were the Teachers' Training School and the Foreign Language School of Gushikawa, Okinawa, and the adult education program of the Culture Department of the Okinawa Civilian Administration.
10. The functions of the Culture Department of the Okinawa Civilian Administration were transferred to the Education Department while the public information functions were transferred to the Chiji's Secretariat.
11. In the Northern Ryukyus four actors' guilds provided entertainment while regular stage performances featuring Ryukyuan plays and dances continued in the Southern Ryukyus.

COMMANDER-IN-CHIEF
FAR EAST

SUMMATION
of
UNITED STATES ARMY
MILITARY GOVERNMENT
ACTIVITIES
in the
RYUKYU ISLANDS

Number 10

March-April 1948

PART II

POLITICAL

	Page
Section 1. Government and Politics.	13
Section 2. Legal and Public Safety.	19

SECTION 1
GOVERNMENT AND POLITICS

C O N T E N T S

	Paragraph
Administration and Legislation.	3
Political Activities.	15

Special Proclamations

1. Special Proclamation No. 27, "Repeal of Certain Regulations Controlling Circulation of Civilians--Delegation of Authority," was issued and made effective 9 March, establishing new regulations concerning the circulation of civilians within the Ryukyus and delegating authority for issuing any regulations concerning the circulation of Ryukyans to the Deputy Commander for Military Government.
2. Special Proclamation No. 28, controlling marriages between Ryukyans and members of the Occupation Forces, was issued and made effective 1 April.

ADMINISTRATION AND LEGISLATION

	Paragraph
Okinawa-gunto	4
Northern Ryukyus.	6
Southern Ryukyus.	9

Meeting of Chiji

3. The chiji of each of the Ryukyus island groups met in Okinawa 22 April to discuss economic, political and financial activity in the Ryukyus. On 24 April all personnel at the conference attended the ceremony honoring the second anniversary of the Okinawa Civilian Administration.

OKINAWA-GUNTO

Military Government Directives

4. Six Military Government directives were put into effect in Okinawa-gunto in March and April.

Directive No. 16, effective 9 March, established regulations for the circulation of natives within Okinawa-gunto.

Directive No. 17, effective 16 March, amended directives No. 7 dated 31 March 1947, No. 17 dated 23 April 1947 and No. 40 dated 8 September 1947, all dealing with taxation.

Directive No. 18, effective 22 March, established an incentive goods program whereby farmers, fishermen and other producers may purchase cigarettes upon delivery of certain quantities of indigenous food to an approved market or store.

Directive No. 19, effective 7 April, notified chiji of all local administrations that a Ryukyuan Property Custodian Section had been established in Military Government Headquarters and advised them of regulations governing the section.

Directive No. 20, effective 10 April, established maximum prices on salt, theater admissions and ice.

Directive No. 21, Change No. 5 to Directive No. 20 dated 1 December 1946, established salary limitations effective 20 April for teachers and principals of junior high schools.

5. The Okinawan Assembly met in its 11th session 11 March and received the chiji's report on proposed establishment of a cement factory, establishment of additional souvenir shops, establishment of a Red Cross Society, materials for rehabilitation, shipbuilding materials, the request for importation of livestock, the Ryukyus Bank, elections and LARA supplies. The Assembly discussed the establishment of the 6-3-3 school system, completion of school buildings, teacher salaries, distribution of textbooks, establishment and improvement of normal schools, management of the Actors' Association, an examination system for actors, establishment of additional theaters and a proposal for a grant of more power to the Okinawan Assembly.

NORTHERN RYUKYUS

Military Government Directives and Orders

6. One Military Government directive and two orders were issued and made effective in the Northern Ryukyus in March and April.

Directive No. 3, Change No. 1, effective 24 March, provided for confiscation and disposition of a black-market ship.

Order No. 18, effective 25 March, announced appointment of a new military government officer to be president and commissioner of the Workmen's Compensation Commission.

Order No. 19, effective 20 April, designated 15 June as election day in the Northern Ryukyus and made it an official holiday. Under its provisions all persons duly elected will assume office 1 July.

Provisional Government Orders and Notices

7. Eleven Provisional Government orders and six Provisional Government notices were promulgated in the Northern Ryukyus.

Order No. 2, effective 26 February, abolished the Timber Controlling Law which under a Japanese imperial ordinance had established the Japan Lumber Company, a stock company.

Order No. 3, effective 11 March, amended the Post Office Insurance Law.

Orders Nos. 4 through 12, effective 11 March, established rates for income, business, corporation, special corporation, miscellaneous, admission and smoking taxes, amended temporal tax regulations and specified temporal local tax regulations.

Notice No. 12, effective 24 March, amended police office regulations.

Notice No. 13, effective 26 March, established a public service regulation of the Wakcen Police Box.

Notice No. 14, effective 3 April, amended the regulation governing the search for suspected law violators.

Notice No. 15, effective 19 April, established a public service regulation of the Northern Ryukyus Provisional Government.

Notice No. 16, effective 19 April, provided for the preservation and filing of public documents of the Provisional Government.

Notice No. 17, effective 19 April, provided for the disposal of unimportant records of the Northern Ryukyus Provisional Government.

Japan Lumber Company Action

8. On 26 February the Amami-o-shima branch of the Japan Lumber Company was taken into custody under provisions of Navy Military Government Proclamation No. 7, 1945. The chiji of the Northern Ryukyus was appointed trustee to transfer the property and assets and to continue operations of the company.

Abolition of the Timber Controlling Law on the same date annulled the requirement that persons owning standing timber sell their trees to the Japan Lumber Company at fixed prices.

SOUTHERN RYUKYUS

Okinawa Military Government Directives

9. Three Okinawa Military Government directives were put into effect in the Southern Ryukyus in March.

Directive No. 6, "Ryukyus Rice Authority," became effective 3 March.

Directive No. 7, "Election of Mayors and Assemblymen for Shi, Cho and Son," became effective 4 March.

Directive No. 8, "Collection of Import and Export Taxes," became effective 4 March.

Military Government Publications

10. The Southern Ryukyus Military Government issued Executive Order No. 2, effective 21 March, providing controls for production of sake in Miyako-retto.

Miyako-retto Provisional Government Publications

11. Two ordinances and four notices were issued and made effective by the Miyako Provisional Government in the last 60-day period.

Ordinance No. 5, effective 31 March, provided a revision of the taxation law.

Ordinance No. 7, effective 13 April, provided a revision of the travel law.

Notice No. 9, effective 16 March, prohibited felling adanba trees without permission of the Miyako Provisional Government.

Notice No. 11, effective 1 April, established regulations for control of ships' crews.

Notice No. 12, effective 1 April, established regulations for license examinations of ships' captains.

Notice No. 16, effective 1 April, established the 6-3-3 educational system.

Yaeyama-retto Provisional Government Publications

12. One ordinance, one order, 13 bulletins and three instructions were issued and made effective in the last 60-day period by the Yaeyama Provisional Government.

Ordinance No. 10, effective 18 March, established additional laws relating to the election of mayors and assemblymen in Yaeyama-retto.

Order No. 9, effective 27 February, concerned labor and employment in accordance with Military Government Special Proclamation No. 24.

Bulletin No. 10, effective 20 February, isolated Takedomishima because of a case of cerebrospinal meningitis.

Bulletin No. 11, effective 19 February, called the Yaeyama Provisional Government Assembly into session 24 February.

Bulletin No. 12, effective 24 February, announced Economic Order No. 7 prohibiting transportation of foodstuffs outside the Southern Ryukyus without permission from the Southern Ryukyus Military Government Headquarters.

Bulletin No. 13, effective 24 February, listed supplemental election laws in compliance with Southern Ryukyus Military Government Directive No. 1.

Bulletin No. 14, effective 25 February, announced imposition of import and export taxes in accordance with Okinawa Military Government Directive No. 8.

Bulletin No. 15 provides for censorship of all publications concerning Military Government before publication, in accordance with Southern Ryukyus Military Government Directive No. 2.

Bulletin No. 18, effective 19 March, released all reserved forests.

Bulletin No. 19, effective 19 March, changed the land and building tax.

Bulletin No. 20, effective 23 March, established new traffic regulations.

Bulletin No. 21, effective 9 April, established international mail.

Bulletin No. 22, effective 9 April, provides additional restaurant taxes.

Bulletin No. 23, effective 14 April, provides regulations on pierage charges.

Bulletin No. 24, effective 14 April, announced Military Government Proclamation No. 28, controlling marriage between Okinawans and Occupation personnel.

Instruction No. 4, effective 1 April, established the strength of the police forces.

Instruction No. 5, effective 8 April, changed the organization of sections of the Police Department.

Instruction No. 6, effective 7 April, provides rules and regulations for the operation of government departments.

Executive Department Changes in Miyako-retto

13. The Welfare Section of the Miyako Provisional Government was separated in March from the Education and Welfare Department. The Commerce, Industry and Marine Section was separated from the Supply, Commerce, Industry and Marine Department and was established as the Economics Department.

Yaeyama-retto Assembly Meeting

14. The Yaeyama Assembly met 24 February to discuss: (1) budgets for the fiscal year 1948, (2) regulations on the use of and new construction on the Ishigaki pier, (3) expansion of the Agricultural Experimental Station to increase experimentation with rice crops, (4) malaria control measures and (5) training of 25 teachers to be instructors in English.

The Assembly approved drafts of the budgets for General and Special Accounts for the fiscal year 1948 and for regulations pertaining to Ishigaki pier.

POLITICAL ACTIVITIES

Northern Ryukyus Elections

15. There was increased political activity as the 15 June elections approached. Several meetings each week were held in March and the tempo of activity was stepped up in April. Political parties have been formed but their strength and platforms have not yet been determined and members of the Provisional Government have not professed their political beliefs publicly.

Southern Ryukyus Elections

16. March elections for mayors and assemblymen in Miyako-retto were orderly and polling was completed in accordance with election laws. The Democratic Party achieved a majority over the Social Party in assembly seats. Approximately 92 percent of those eligible voted. Two women were elected to seats in city assemblies for the first time in Miyako-retto history.

17. In Yaeyama-retto elections in March the Democratic Party received 65 percent of votes cast and won 65 percent of all assembly seats. The People's Party received 30 percent of votes cast and

27 percent of the seats. Independent candidates polled five percent of the votes and won eight percent of the seats.

All parties held a joint meeting in April to discuss the election and to establish cooperative relationships.

SECTION 2

LEGAL AND PUBLIC SAFETY

C O N T E N T S

	Paragraph
Legal	1
Public Safety	9

LEGAL

Civil Courts

1. Civilian courts in Okinawa-gunto tried 396 criminal cases in March of which 379 were tried by the Magistrate Courts, 14 by the Circuit Courts and three by the Superior Court. Similar courts had tried 538 cases in February. In April 556 criminal cases were tried by civilian courts of which 500 were tried by the Magistrate Courts and 49 by the Circuit Courts.

Larceny, traffic violations and black-marketing were the principal offenses tried by the Magistrate Courts in March and April while in the Circuit Courts larceny, gambling and black-marketing led the list. In the Magistrate Courts 19 persons were placed on probation and 50 were found not guilty in March and ¥ 34,354 was collected in fines. In April 58 persons were placed on probation and 64 persons were found not guilty while ¥ 39,529 in fines was collected. The Circuit Courts collected ¥ 5,240 in fines in March and ¥ 7,500 in April.

2. The Court of Appeals in Okinawa-gunto heard one civil case in March and seven criminal cases in April.

3. In the Northern Ryukyus civilian courts tried 34 criminal cases and 98 civil cases in March and collected ¥ 31,915 in fines. In April 53 criminal cases and 232 civil cases were tried, with fines collected amounting to ¥ 34,418.

The Court of Appeals in the Northern Ryukyus heard nine criminal cases in March and seven criminal cases in April.

4. In the Southern Ryukyus civilian courts tried 17 criminal cases and six civil cases in March and collected ¥ 7,000 in fines. In April 43 criminal and five civil cases were tried and ¥ 10,850 in fines was collected.

Military Government Courts

5. Sixty-three cases were tried by the Military Government Courts on Okinawa-gunto in March, of which 45 cases were tried in the Superior Provost Court and 18 cases in the Summary Provost Court. Fines collected in the two courts amounted to ¥ 7,500. In April the Superior Court tried 27 cases and the Summary Provost Court tried 23 cases; fines totaled ¥ 29,475.

Larceny constituted 64 percent of the total offenses in March and 76 percent in April.

6. The Superior Provost Court in the Northern Ryukyus tried two cases in March and collected ¥ 7,847 in fines. In April six cases were tried and ¥ 25,000 in fines was collected.

7. The Superior Frovost Court in the Southern Ryukyus tried 17 cases in March and collected ¥ 15,000 in fines while the Summary Frovost Court tried two cases and collected ¥ 500 in fines.

Citizenship Claims

8. In March and April 11 new claims of American citizenship, five claims of Argentine citizenship, two claims of Peruvian citizenship and one claim of Philippine citizenship were filed. Thirty-eight American citizenship claims, 19 Argentine citizenship claims and four Peruvian citizenship claims were further processed.

PUBLIC SAFETY

	Paragraph
Law and Order.	9
Police	12
Prisons.	15
Accidents.	16
Fires.	18

LAW AND ORDER

9. Arrests on Okinawa-gunto in February declined 16 percent from 772 persons reported in January but in March increased approximately four percent over the January figure. Traffic violations dropped 75 percent in February from 216 reported in January but rose to 268 in March.

ARRESTS ON OKINAWA-GUNTO

	<u>January</u>	<u>February</u>	<u>March</u>
Larceny	171	139	187
Embezzlement	1	1	2
Ceiling price violations	102	70	69
Illegal fishing	16	2	17
Trespassing	70	27	34
Illegal possession	28	28	47
Illegal bartering	18	7	6
Illegal leaving of land	4	33	27
Curfew violations	61	144	9
Traffic violations	216	55	268
Prostitution	6	29	33
Assault and battery	0	15	0
Gambling	11	13	20
Others	29	20	18
Juvenile arrests	<u>39</u>	<u>66</u>	<u>69</u>
Total	772	649	806

10. Arrests in the Northern Ryukyus numbered 106 in March and 76 in April. Larceny and violations of Military Government Proclamations headed the list both months.

11. In the Southern Ryukyus 20 persons were arrested in March and 31 in April. Larceny was the principal offense.

0386

POLICE

12. Police strength in the Northern Ryukyus declined from 252 in February to 249 in March and 244 in April. Seven policemen retired from the force in March and April and one policeman was dismissed for malfeasance.

13. The Economic Control Section of the Northern Ryukyus Police Department investigated 65 cases involving 227 violations of ceiling prices and wages. Fourteen cases involving 24 persons were dismissed with admonition, 28 cases involving 155 persons were under further investigation and in 24 cases 48 persons were found guilty and fined.

Investigations in April decreased in number to 26 cases involving 39 persons; 10 of the cases involving 13 persons were dismissed with admonition, four cases involving 17 persons were under further investigation and in 12 cases nine persons were found guilty and fined.

Bomb Disposal

14. In March and April 2,588 pieces of explosives of all types and 16 former Japanese Army and Navy weapons were disposed of by the Okinawa Police Department.

PRISONS

15. Prison population in the Ryukyus in March declined 20 from 544 in January but in April increased to 564.

PRISON POPULATION

	<u>February</u>	<u>March</u>	<u>April</u>
Okinawa Central Prison	261	269	319
Okinawa branch prisons	86	71	55
O-shima Prison (Northern Ryukyus)	113	116	121
Miyako Prison (Southern Ryukyus)	-	55	55
Yaeyama Prison (Southern Ryukyus)	-	<u>13</u>	<u>13</u>
Total	-	524	564

Of the 524 persons in Ryukyuan prisons in March 491 were male and 33 were female. Of the total prison inmates in April 517 were male and 47 were female.

ACCIDENTS

16. Accidents in Okinawa-gunto in February numbered 28; 11 persons were killed and 13 injured. In March accidents numbered 28 with 13 persons killed and 28 injured.

ACCIDENTS
Okinawa-gunto

	<u>February</u>	<u>March</u>
Accidents	28	28
Killed	11	13
Injured	13	28

	<u>February</u>	<u>March</u>
Cause of casualties		
Explosives	10	13
Killed	4	8
Injured	9	19
Traffic	14	9
Killed	5	2
Injured	1	6
Poisonous alcohol	1	4
Killed	0	1
Injured	1	3
Miscellaneous	3	2
Killed	2	2
Injured	2	0

17. In the Southern Ryukyus two persons were killed and one was injured from explosives in April.

FIRES

18. Fires in Okinawa-gunto in February numbered 18 with losses amounting to ¥ 23,160. In March there were 23 fires with damages estimated at ¥ 173,925.

19. In the Northern Ryukyus four fires caused an estimated loss of ¥ 7,000 in March and in April five fires occurred causing ¥ 65,000 damage.

20. Two fires in the Southern Ryukyus caused ¥ 32,000 damage in March.

COMMANDER-IN-CHIEF
FAR EAST

SUMMATION
of
UNITED STATES ARMY
MILITARY GOVERNMENT
ACTIVITIES
in the
RYUKYU ISLANDS

Number 10

March-April 1948

PART III
ECONOMIC

	Page
Section 1. Natural Resources	25
Section 2. Commerce and Industry	31
Section 3. Finance	47

SECTION 1
NATURAL RESOURCES

C O N T E N T S

	Paragraph
Agriculture	1
Fisheries	9
Equipment and Supplies.	16
Forestry.	21

AGRICULTURE

1. The Ryukyus produced 13,074 metric tons of food during March, 2,431 metric tons under the revised February production of 15,505.

MARCH FOOD CROPS
(metric tons)

	<u>Okinawa-</u> <u>gunto</u>	<u>Southern</u> <u>Ryukyus</u>	<u>Northern</u> <u>Ryukyus</u>
Sweet potatoes	4,959	2,113	3,789
Vegetables	699	336	611
Cereals	0	351	15
Sugar cane	0	201	0

2. Okinawa-gunto transplanted new rice on about 7,246 acres in February and March. Yaeyama shipped nine metric tons of sweet potatoes to Miyako in March.

3. April food crops in Okinawa-gunto and the Southern Ryukyus totaled 6,263 metric tons, 2,396 under the March output of 8,659 metric tons.

APRIL FOOD CROPS
(metric tons)

	<u>Okinawa-</u> <u>gunto</u>	<u>Southern</u> <u>Ryukyus</u>
Sweet potatoes	4,256	709
Vegetables	663	593
Cereals	0	28
Sugar cane	0	14

4. Okinawa-gunto shipped five tons of white seed potatoes to Naze, Amami-c-shima, 16 April.

Fertilizer

5. Fertilizer distributed to farmers on Okinawa-gunto totaled 1,462 metric tons in March and April, an increase of 644 metric tons over the previous two months. Farmers received 911 metric tons of the total in March.

Livestock and Poultry

6. The livestock and poultry populations of Okinawa-gunto maintained general upward trends through March and April, with the biggest increases in rabbits and poultry.

LIVESTOCK AND POULTRY POPULATIONS Okinawa-gunto

	<u>31 March</u>	<u>30 April</u>
Swine	17,186	19,171
Goats	11,523	11,836
Cattle	3,288	3,312
Horses	2,706	2,707
Rabbits	5,708	8,463
Poultry	59,249	69,016

7. Okinawa received 55 horses from outlying islands during March and shipped seven swine. Yaeyama received 191 swine and 11 goats from Miyako during the month. Seventy hogs, shipped from Japan, arrived 21 April for distribution to experimental stations and villages on Okinawa-gunto.

8. The Northern Ryukyus reported production of 57.6 metric tons of meat in February and 16.5 tons in March.

FISHERIES

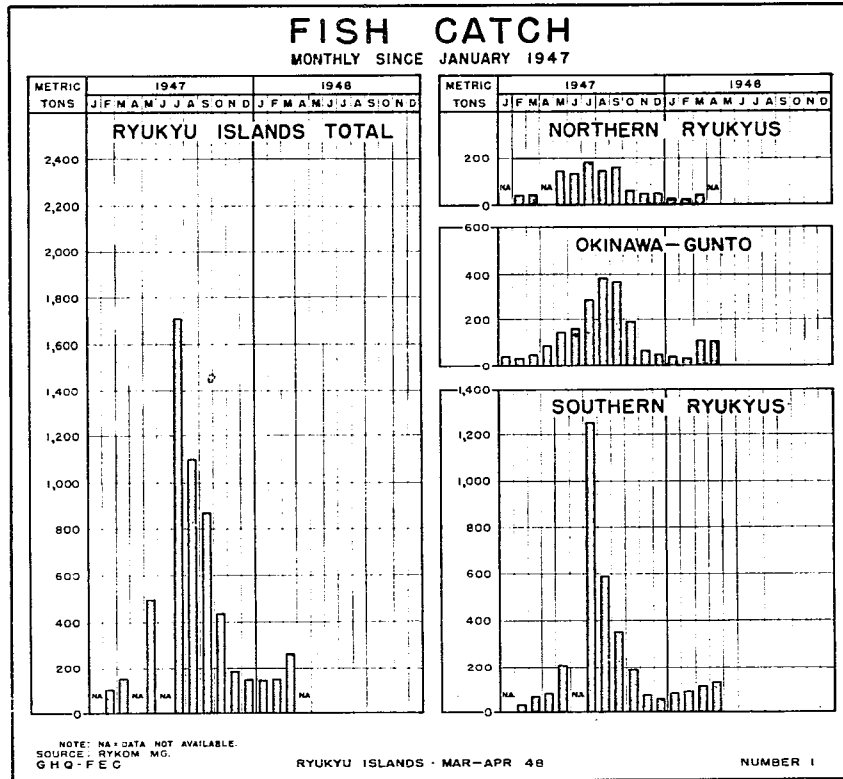
9. March fish landings in the Ryukyus increased to 264.27 metric tons, 116.02 over the revised February catch of 148.25 metric tons.

The March catch in Okinawa-gunto was 108.95 metric tons, 75.15 over the preceding month. The gain was partially attributed to larger allocations of supplies to local fishing associations and to an increase in the number of fishing days from seven to 11.

Seasonal factors served to increase the Southern Ryukyus catch, which totaled 115.9 metric tons, 21.6 over February. Landings in the Northern Ryukyus during 12 fishing days were 39.42 metric tons, a gain of 19.27 metric tons.

MARCH FISH CATCH (metric tons)

	<u>Southern Ryukyus</u>	<u>Northern Ryukyus</u>	<u>Okinawa- gunto</u>
Swordfish	49.9	0	0.2
Bonito	13.0	0.91	2.6
Mackerel	10.8	0.13	0
Red snapper	5.0	1.58	0



	<u>Southern Ryukyus</u>	<u>Northern Ryukyus</u>	<u>Okinawa- gunto</u>
Gurukun	0	0.56	3.3
Shark	0.8	0	6.1
Sea bream	0	0	2.0
Others	36.4	36.34	94.75

10. Yaeyama-retto produced 3.6 metric tons of dried fish during March.

11. The catch in Okinawa-gunto and the Southern Ryukyus increased 12.27 metric tons in April to a total of 237.12 metric tons. Fish landings of 137 metric tons in the Southern Ryukyus were 21.1 over March, while the catch in Okinawa-gunto was 100.12 metric tons, 8.83 under the preceding month.

APRIL FISH CATCH (metric tons)

	<u>Southern Ryukyus</u>	<u>Okinawa- gunto</u>
Sword fish	34.2	0
Bonito	20.4	17.50
Mackerel	9.8	0
Shark	1.3	8.75
Red snapper	4.7	0

	<u>Southern Ryukyus</u>	<u>Okinawa- gunto</u>
Sea bream	0	4.50
Flying fish	0	3.65
Gurukun	0	2.57
Others	67.6	63.15

Fishing Fleet

12. Powered fishing craft in Okinawa-gunto increased to 135 boats in operation in April, 14 more than in March. These included 61 LCM's, 36 LCVP's, 31 sampans and seven small launches. Canoes in operation totaled 1,933 in April, an increase of 37.

13. The Northern Ryukyus fleet increased from 14 to 15 powered craft operating in April but dropped from 875 to 854 nonpowered boats. Stormy weather and supply shortages contributed to the decline in operations.

14. A total of 62 powered vessels were in operation in the Southern Ryukyus during March and April.

Ship Repair

15. The Okinawa Boatbuilding and Repair Yard overhauled 46 engines and 12 hulls, made three deck-construction repairs and installed two engines during March and April.

EQUIPMENT AND SUPPLIES

16. The 15-ton ice plant at Toguchi produced 321 tons of ice in March and April for distribution to Okinawa fishing associations.

17. Supplies delivered to the Okinawa fishing industry in the two-month period included 2,500 feet of seine twine, 650 five-pound rolls of jute marlin cordage, 62 rolls of manila rope, 60 canvas tents, 42 shark hooks, 10 jute sacks and five shovels.

18. During March and April the Northern Ryukyus fishing industry received 355 pieces of camouflage netting, 75 rolls of manila hemp rope, 50 five-pound rolls of jute marlin cordage, five 55-gallon drums of asphalt, 240 assorted steel files, 150 pieces of elbow pipe, 60 wrenches and nine lamp torches.

19. In March the Southern Ryukyus received 40 pieces of camouflage netting, 40 rolls of manila rope and 20 shark hooks.

Petroleum Products

20. Allotments of petroleum products to the fishing industry increased in three of six items in March and two of six items in April. Deliveries were 100 percent of the allotments in both months except in the case of diesel oil where deliveries dropped 32,645 gallons under the allocation in April.

PETROLEUM PRODUCTS FOR THE FISHING INDUSTRY
(gallons)

	<u>March</u>		<u>April</u>	
	<u>Allotments</u>	<u>Deliveries</u>	<u>Allotments</u>	<u>Deliveries</u>
Diesel oil	138,870	138,870	163,235	130,590
SAE 30	6,270	6,270	6,254	6,254
Gasoline	4,510	4,510	4,785	4,785
Kerosene	3,245	3,245	3,233	3,233
SAE 90	55	55	53	53
Grease (pounds)	50	50	50	50

FORESTRY

21. Lumber production declined 23 percent in the Northern and Southern Ryukyus to 734,917 board feet in March and April, 215,495 board feet under the January-February output.

22. March charcoal production in the Southern Ryukyus increased 509 pounds over February output of 37,785 pounds but declined 19,836 pounds in April. Firewood production dropped 21,342 cubic feet under February.

LUMBER, FIREWOOD AND CHARCOAL PRODUCTION

	<u>Unit</u>	<u>Southern Ryukyus</u>		<u>Northern Ryukyus</u>	
		<u>March</u>	<u>April</u>	<u>March</u>	<u>April</u>
Lumber	board foot	99,200	78,075	113,522	444,120
Firewood	cubic foot	78,572	-	2,731	16,068
Charcoal	pound	38,294	18,458	17,028	58,520

23. Miyako received 78,227 board feet of lumber from Yaeyama in March and April and 45,219 board feet from the logging project on Iriomote Island. Yaeyama received 50,525 board feet of lumber from Iriomote in the same period.

24. Sawmills on Okinawa cut 658,440 board feet of lumber in March, 412,968 under the February cut. The decline was partially attributed to manpower shortages during the rice planting season.

Iriomote Project

25. The Iriomote sawmill cut in April totaled 30,000 board feet, 8,000 under March and 10,000 under the February output. On 13 March Okinawa received a shipment of 18,000 board feet of 5/8-inch stock from the project.

SECTION 2
COMMERCE AND INDUSTRY

C O N T E N T S

	Paragraph
Industry	1
Transportation	16
Electric Power	39
Communications	43
Labor	58
Interisland Trade	64
Imports and Exports	68
Rationing and Price Control	70

INDUSTRY

Food Processing

1. Salt production in Okinawa-gunto increased to 35,948 pounds in March and to 64,800 in April. The expansion of the Awase salt flats, favorable climatic conditions and a new incentive goods program accounted for the increases in reported production.

The Southern Ryukyus reported production of 82,379 pounds of salt in April.

2. Production of miso in Okinawa-gunto was 32,500 pounds in March compared with February output of 20,000 pounds. April production dropped to 11,236 pounds because of raw material shortages.

Shoyu production in Okinawa-gunto increased from 1,320 gallons in March to 1,800 gallons in April.

Production of shoyu in the Southern Ryukyus totaled 980 gallons in April, an increase of 332 gallons over the March figure of 648.

3. Production of sake in Okinawa-gunto declined to 215 gallons in March compared with February output of 692 gallons. April's production increased to 302 gallons. In the Southern Ryukyus 404 gallons were produced in March and 1,465 gallons in April.

4. Flour production in Okinawa-gunto, which totaled 56,520 pounds in January and 38,117 pounds in February, declined to 11,851 pounds in March but increased in April to 29,864 pounds.

5. Okinawan production of starch from inedible sweet potatoes was 13,104 pounds in March and 5,936 pounds in April. This aggregated only 24.3 percent of production for the two preceding months because of shortages of spoiled and inedible sweet potatoes.

6. Vermicelli manufacture in Okinawa-gunto was 28,140 pounds in March but decreased to 12,012 pounds in April when supplies dwindled. Combined January and February production was 39,745 pounds.

Metalworking

7. Production of farm tools in Okinawa-gunto totaled 1,663 pieces in March while 926 tools were repaired; April's figures were 1,035 pieces manufactured and 725 repaired. In February 1,623 items were manufactured and 824 were repaired. The Southern Ryukyus produced 370 farm implements in March and 445 in April.

Household items produced in Okinawa-gunto ironworks totaled 5,240 in March and 15,417 in April compared with combined January-February output of 3,697 pieces. Increases over the two preceding months' production were due to inclusion of 4,600 rat-traps in March and 12,574 in April.

The manufacture of industrial tools and hardware in Okinawa totaled 2,018 in March and 4,405 in April, compared with January and February output of 1,535 and 3,500 units respectively. The April increases were due to additional production of brads.

Twenty-three casting factories in Okinawa-gunto produced 8,171 household utensils in March, 3,300 of them tableware, while 22 factories produced 3,441 pieces in April. February production was 4,899 pieces. The Southern Ryukyus reported manufacture of 540 pots and pans in March and 646 in April.

Ceramics

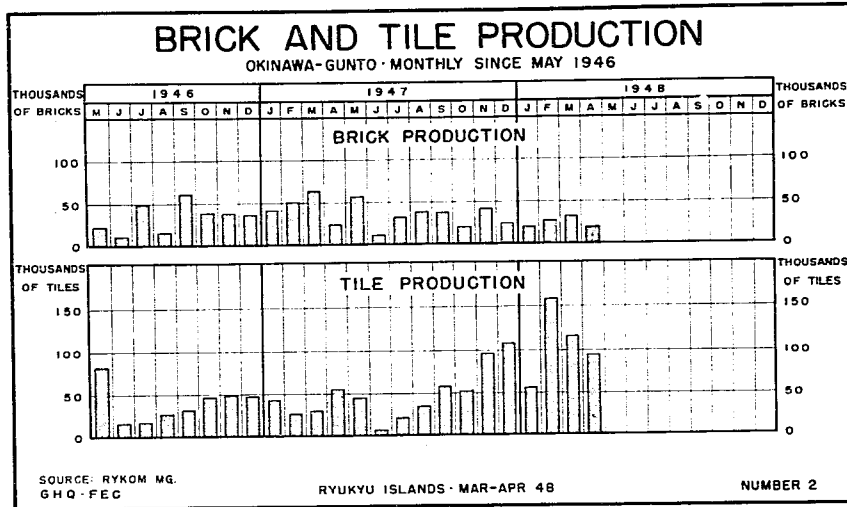
8. Production of tile in Okinawa-gunto declined in March and April due to lack of transportation to haul firewood and raw materials. See the chart at top of next page. Output of lime ash showed a steady increase.

BUILDING MATERIALS
Okinawa-gunto

	<u>Unit</u>	<u>March</u>	<u>April</u>
Okinawan tile	piece	103,400	90,450
New-type tile	piece	12,600	3,000
Brick	piece	31,800	20,200
Lime ash	pound	68,796	73,060
Sandstone	cubic foot	2,625	2,638

The Southern Ryukyus produced 54,974 pieces of tile and Miyako produced 2,551 pounds of kasukao rock (a coral rock used for road construction and plaster) in March, while production in April for the same items was 77,208 pieces and 219,839 pounds respectively. Lime-ash production in the Southern Ryukyus was 427,550 pounds in April.

9. Okinawa-gunto production of household ceramic ware for March and April registered increases over the preceding two months in rice bowls, teacups, mortars for grinding meal, and jars. Production of other items decreased.



CERAMIC PRODUCTION

	<u>March</u>	<u>April</u>
Rice bowls	4,670	6,460
Tea bowls	2,660	400
Teacups	857	871
Teapots	540	300
Mortars for grinding meal	74	120
Jars	915	1,856
Funeral urns	9	78

In addition, miscellaneous ceramic wares manufactured for sale through the Okinawan gift shops totaled 1,929 pieces in March and 566 in April, compared with January's 1,729 and February's 1,957.

Woodworking

10. Forty companies' total production of woodworking items in Okinawa-gunto was 38,747 items in March, compared with 3,672 items produced by 47 companies in February. April production by 45 shops increased to 131,533 items. The sharp increases in unit production both months were due to addition of rattrap boards to the items manufactured, work originally done by ironworks. Production of these boards totaled 29,557 in March and 121,930 in April.

PRODUCTION OF MAJOR WOODWORKING MANUFACTURES Okinawa-gunto

	<u>March</u>	<u>April</u>
School desks	1,224	1,534
School chairs	1,283	1,643
Office desks	90	122
Office chairs	46	116
Household furniture	277	310

Building Construction

11. In March 1,607 prefabricated houses were completed in Okinawa-gunto. Forty-five frame school buildings were constructed of which 34 had thatched roofs, 10 had galvanized roofs and one had a canvas roof. Two frame buildings with thatched roofs were built at the Jizuza Hospital and three were constructed for a dispensary at Nakagawa. One quonset was erected at the Shuri District Hospital. Five frame buildings were built at the Naha motor pool, one quonset at the Shuri police station, one frame building for a mura store and one similar building for a dispensary.

April construction of prefabricated houses increased to 1,861. Hospital construction included four quonsets, 13 frame buildings with thatched roofs, five frame buildings with tile roofs and eight prefabricated houses. Buildings for schools were 23 quonsets, 116 frame buildings varying in construction from thatched roofs to galvanized or tile roofs, and 72 prefabricated houses. Police buildings numbered two quonsets, nine frame buildings and 24 standard houses. Buildings were also constructed for post offices and for housing the Administration, for laborers, for warehouses and for the leper colony. One concrete structure was erected for the Bank of Okinawa.

12. Repairs on 10 bridges were completed, 10 culverts were installed and 16 retaining walls were constructed in Okinawa-gunto in March. Twenty-two miles of roads were repaired in Miyako and 6.5 miles of roads were repaired in Yaeyama in March.

In April repairs were made to nine bridges while 17 culverts and 14 retaining walls were completed in Okinawa-gunto. In the Southern Ryukyus 33.8 miles of roads were repaired.

Woven Products

13. Southern Ryukyus production of woven products in March included 1,255 hats and mats and 69 tan of rough-grade silk. In April 985 hats and mats and 150 tan of rough-grade silk were woven and 3.9 metric tons of cocoons were produced.

14. More woven items were made in Okinawa-gunto in March and April because there were larger stocks of adanba grass, which had been out of season in January and most of February.

WOVEN PRODUCTS Okinawa-gunto

	<u>March</u>	<u>April</u>
Adanba floor mats	18	6,460
Hats	639	643
Work hats	373	260
Cigarette cases	45	193
Grass mats	160	59
Handbags	43	13
Table mats	16	-

Souvenir Stores

15. Gross sales of the Okinawan gift shops for the period 28 February to 27 March amounted to ¥ 207,240, while gross sales for the period 28 March to 27 April totaled ¥ 169,477. The total sales for these periods were ¥ 24,335 higher than for the two preceding months.

0400

TRANSPORTATION

Water Transportation

16. Interisland cargo shipping in the Ryukyus increased 342 percent from 1,442 long tons carried in February to 6,375 in March. There was a further 26-percent increase in April's tonnage over March.

INTERISLAND CARGO DISTRIBUTION
(long tons)

<u>Destination</u>	<u>February</u>	<u>March</u>	<u>April</u>
Northern Ryukyus	1,306	2,260	2,383
Southern Ryukyus	99	3,524	3,570
Iriomote	37	108	1,496
Daitos	<u>0</u>	<u>483</u>	<u>586</u>
Total	1,442	6,375	8,035

17. Eighteen native-manned Military Government vessels based at Okinawa were employed in Ryukyuan interisland distribution of civilian food, heavy equipment, medical supplies, clothing and petroleum products in April as compared with 16 in March.

The number of passengers carried in these vessels increased from 753 in February to 1,279 in March and then decreased to 915 in April.

18. LST's carried 48,000 gallons of bulk diesel oil to the Southern Ryukyus and 2,475 gallons to Iriomote for the timber and logging project in March. In April 28,100 gallons of oil were shipped to Miyako in the Southern Ryukyus, 4,400 gallons to Iriomote and 32,940 gallons to the Northern Ryukyus.

19. Two of the five vessels confiscated from illegal operators in Ryukyuan waters and now under operational control of the Provisional Government, Northern Ryukyus, realized a net profit of ¥ 15,977.31 in March interisland cargo and passenger traffic; the other three were undergoing repairs. In April two of the confiscated vessels operated at a net profit of ¥ 34,395.13, one was leased to the Kikai Fishing Association for operation and the others were undergoing repair.

20. Three LCM's made 17 interisland trips in the Northern Ryukyus in March, carrying a total of 946 passengers and 1,025 metric tons of cargo and making a net profit of ¥ 41,564.45. In April 20 trips were made by the same vessels carrying a total of 674 passengers and 870 metric tons of cargo. They realized a net profit of ¥ 36,639.45.

21. One ocean lighter (OL) made two Northern Ryukyus interisland trips carrying 165 passengers and 199 metric tons of cargo, making a net profit of ¥ 20,481.73 in April.

22. The Kanato Maru made one Northern Ryukyus interisland trip carrying 262 passengers and 298 metric tons of cargo in March. At the end of this trip the ship was withdrawn from service as unsafe for further navigation and was anchored in Tatsugo Bay pending arrangements for dry-docking and overhaul.

23. At Naze, Amami-o-shima, six buoys with cement anchor blocks were received from Okinawa 13 April. Lack of anchor chains prevents installations in Naze harbor at present.

24. Five small vessels carried a total of 6,534 passengers on interisland trips in the Southern Ryukyus in March. A total of 13,604 passengers were carried by four small vessels in that area in April.

25. A Military Government LST returned to service from dry-dock and repair 21 March and was placed on operational runs 3 April after complete inventory and technical inspection were made.

An FS, which returned from dry-docking and repair 21 February, was placed in operation 16 March.

26. An impounded Japanese cargo vessel which illegally entered Ryukyuan waters at Iriomote arrived at Okinawa 9 March. The original crew was returned to Japan under guard and a substitute crew arrived at Okinawa aboard a repatriation ship. The vessel departed from Okinawa for Sasebo, Japan, 17 March.

27. A Military Government OL was assigned to the Northern Ryukyus in March to replace one which sunk.

28. One Military Government PT, deadlined for repair of its towing winch 15 March, was repaired and placed on operational runs by 13 April.

29. Three floating barges were moved from Awase Peninsula in April to the Section Base, Okinawa, to repair dock facilities.

Land Transportation

30. The Okinawa Bus Company carried 49,557 passengers and collected ¥ 273,850.85 in fares in March, increases of 37 percent in number of passengers and 40 percent in value of fares over February figures. In April 43,026 passengers were carried and ¥ 246,992.90 collected in fares.

31. In March and April the Okinawa higher echelon maintenance shop at Machinato repaired 88 vehicles.

32. In April 15 salvage vehicles of all types were sent to the Northern Ryukyus and nine to the Southern Ryukyus from Okinawa to be dismantled for spare parts.

33. The average number of 2½-ton trucks dispatched daily on Okinawa increased from 165 in March to 185 in April due to increasing rapidity in repair and an additional allotment of 10,000 gallons of gasoline.

34. Vehicles in operation on Okinawa during April were as follows: 2½-ton trucks, 185; jeeps, 95; 3/4-ton trucks, 51; and miscellaneous, 35.

35. Total cargo tonnage hauled by trucks in Okinawa-gunto increased almost 20 percent from 23,209 short tons in February to 27,708 in March and then decreased 13 percent to 24,120 short tons in April.

CARGO HAULED BY TRUCK IN OKINAWA-GUNTO
(short tons)

	<u>March</u>	<u>April</u>
Water Transportation Department	3,004	1,884
Agriculture Department	1,778	1,564
Commerce Department	1,300	661
Fisheries Department	990	1,001
Industry Department	373	583
Rations, clothing, petroleum products	16,224	13,084
Medical supplies	155	226
 Public Works Department		
Road maintenance	1,300	1,500
Building materials	1,820	2,300
 Welfare supplies	18	47
Import and Export Department	70	75
Education Department	300	140
Baggage for repatriation and resettlement	296	245
Miscellaneous	<u>80</u>	<u>810</u>
Total	27,708	24,120

36. In the repatriation and resettlement program on Okinawa a total of 1,786 persons were carried by truck in March and April.

37. In the Southern Ryukyus 2,390 short tons of cargo were hauled by truck in March and 1,913 in April, compared with 3,977 short tons for February. In addition 13,613 passengers were carried in March and 15,511 in April.

38. Seven of the 10 2½-ton trucks operating in the Northern Ryukyus traveled a total of 2,730 miles in March and 2,990 miles in April. In March 2,103 passengers and 890 short tons of cargo were carried with revenues of ¥ 6,748 and ¥ 11,740 respectively. In April passengers carried numbered 3,337 bringing in a revenue of ¥ 11,055 and cargo carried totaled 1,865 short tons with a revenue of ¥ 22,443.

ELECTRIC POWER

39. Electric power consumption in Okinawa-gunto increased 19 percent from 177,022 kilowatt hours in March to 210,800 in April. Users consumed 197,755 kilowatt hours in February. The April consumption by industries and factories increased 38 percent over the March total.

ELECTRIC POWER CONSUMPTION
Okinawa-gunto
(kilowatt hours)

	<u>March</u>	<u>April</u>
Prisons and police stations	7,468	7,410
Schools	3,857	3,990
Motor pools	3,712	3,840
Hospitals and dispensaries	49,419	58,530
 Ration dumps	7,404	7,630
Industries and factories	60,222	83,150
Government offices	<u>44,940</u>	<u>46,200</u>
Total	177,022	210,800

40. In the Southern Ryukyus total electric power consumed was 17,044 kilowatt hours in March and 19,215 in April.

41. In the Northern Ryukyus the amount of electric power consumed decreased from 21,918 kilowatt hours in March to 17,000 in April. Revenue derived from the sale of electric power totaled ¥ 80,817 in March and ¥ 36,160 in April. The decrease in power consumption and revenue intake was due to the inactivity of the Tokuno-shima power plant while undergoing repairs.

42. Construction was begun in March on a diesel power station on Okino-erabu-shima in the Northern Ryukyus.

COMMUNICATIONS

Postal Services

43. The volume of local ordinary mail in the Northern Ryukyus increased from 40,949 pieces in February to 41,761 in March. The number of parcels handled was 354 in February and 350 in March.

44. The volume of domestic mail passing through the Okinawa central office increased substantially in April. The largest percentage increase was in ordinary mail passing from the Southern Ryukyus to Okinawa. The largest percentage decrease was in mail passing from the Northern Ryukyus to the Southern.

DOMESTIC MAIL

	<u>March</u>		<u>April</u>	
	<u>Ordinary</u>	<u>Parcels</u>	<u>Ordinary</u>	<u>Parcels</u>
Okinawa to Northern Ryukyus	951	41	1,112	84
Okinawa to Southern Ryukyus	965	4	1,075	10
Okinawa local	23,067	1,766	25,534	2,230
Northern Ryukyus to Okinawa	827	0	1,125	0
Northern Ryukyus to Southern Ryukyus	73	0	16	0
Northern Ryukyus local	41,761	350	-	-
Southern Ryukyus to Okinawa	258	0	856	0
Southern Ryukyus to Northern Ryukyus	12	0	36	0
Southern Ryukyus local	10,670	5	-	-

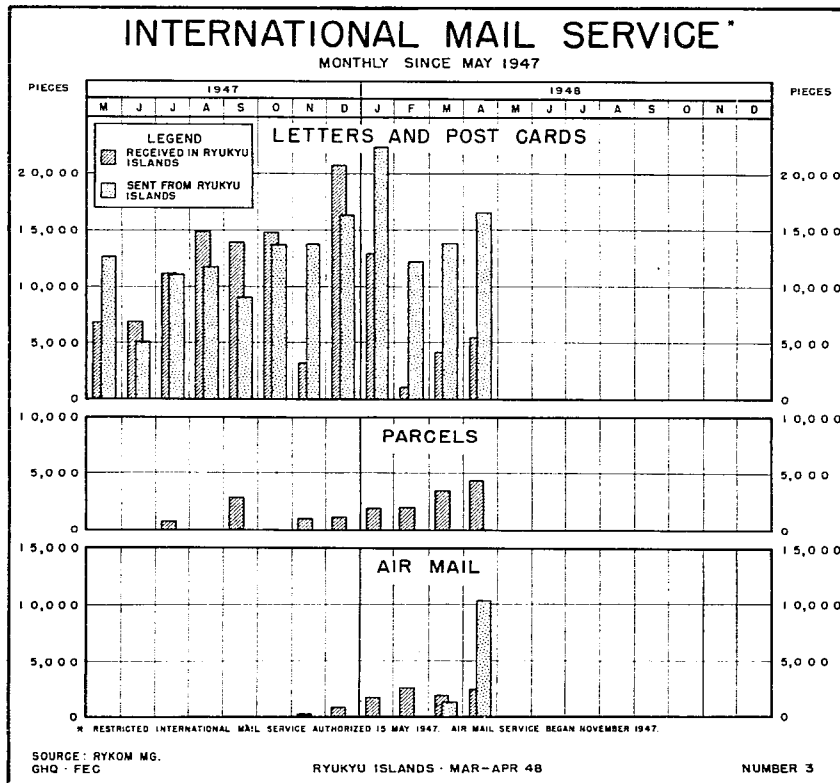
45. Air-mail service from the Ryukyus to all countries was established 15 March.

46. In March 1,316 pieces of air mail were dispatched from Okinawa-gunto to foreign countries. The volume of international air mail dispatched from Okinawa-gunto in April increased to 10,359 pieces.

47. The amount of international air mail received in the Ryukyus increased 29 percent from 1,909 pieces in March to 2,459 in April, as shown in the chart on the following page.

48. The number of international relief parcels received in Okinawa-gunto increased 25 percent from 3,424 in March to 4,290 in April, but the two-month total was more than double the 3,723 parcels received by all the Ryukyus in January-February.

0404



INTERNATIONAL ORDINARY MAIL Via Okinawa

	<u>March</u>	<u>April</u>
From foreign countries to		
Okinawa	1,476	1,940
Northern Ryukyus	2,630	3,343
Southern Ryukyus	72	184
Total	4,178	5,467
To foreign countries from		
Okinawa	10,573	12,540
Northern Ryukyus	2,994	3,454
Southern Ryukyus	223	464
Total	13,790	16,458

49. Postal revenue in Okinawa-gunto increased from ¥ 15,500.90 in February and ¥ 19,244.63 in March to ¥ 105,064.64 in April.

50. In the Southern Ryukyus postal revenue rose 103 percent in April.

POSTAL SAVINGS AND REVENUES
(yen)

	<u>February</u>	<u>March</u>	<u>April</u>
Okinawa-gunto			
Postal revenue	15,500.90	19,244.63	105,064.64
Southern Ryukyus			
Postal revenue	53,881.14	38,634.00	78,396.64
Postal savings			
Received	253,379.11	423,997.43	121,534.01 <u>a/</u>
Paid out	218,382.66 <u>b/</u>	136,133.00	335,881.06 <u>a/</u>
On hand	401,013.25 <u>b/</u>	688,877.68	164,534.01 <u>a/</u>

a/ Preliminary. Does not include Yaeyama-retto.
b/ Revised.

51. A branch of the Naze post office, Anami-o-shima, was established aboard an ocean lighter in April to bring postal service to outlying areas.

Wire Services

52. The average number of local telephone calls completed daily in Okinawa-gunto increased five percent from 2,100 in February to 2,214 in March and then decreased seven percent to 2,056 in April.

The number of long-distance telephone calls completed in Okinawa-gunto increased 20 percent from 11,828 in March to 14,195 in April.

53. In the Northern Ryukyus the number of local telephone calls increased less than one percent from February's total of 166,320 calls completed to 167,549 in March. The number of long-distance calls completed decreased one percent from a revised total of 29,053 calls completed in February to 28,660 in March.

54. In the Southern Ryukyus 62,374 local and 1,367 long-distance telephone calls were completed in April.

55. Two new telephone switchboards were installed in the Koniye and Naze post offices on Anami-o-shima in March.

56. The Northern Ryukyus dispatched 2,056 telegrams to Japan and received 2,142 from Japan in March, compared with 2,395 sent and 2,117 received in February.

In February 7,011 local telegrams were dispatched in the Northern Ryukyus. March's total was 6,407.

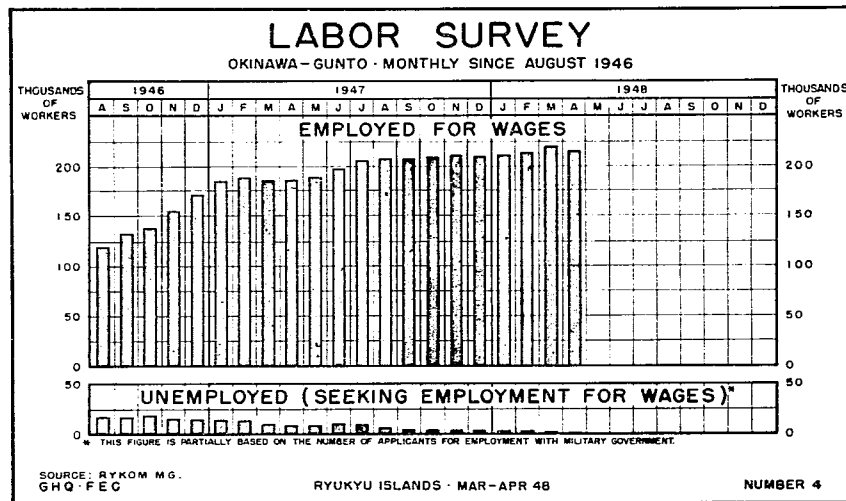
57. In the Southern Ryukyus 729 local telegrams and 170 telegrams to Japan were dispatched in April, and 732 telegrams were received from Japan.

LABOR

Employment

58. The total number of persons gainfully employed in Okinawa in March was 220,632, decreasing to 215,403 in April. Native Okinawans employed by military units in March totaled 38,629 and in April decreased to 38,597.

0406



59. In the Northern Ryukyus natives employed by Military Government detachments numbered 89 in March and 87 in April.

60. Forty-nine natives were employed by military units in the Southern Ryukyus during March and 48 were thus employed in April. The total number of gainfully employed persons in the Southern Ryukyus was 5,530 in April.

Unemployment

61. The rise in employment of Okinawans by private industries accounted for a decrease in unemployment in Okinawa from 2,058 persons in February to 1,679 in March and 1,173 in April. Most of the unemployed were women.

62. Unemployment in the Northern Ryukyus continued to decrease in March with unskilled laborers making up most of the total of unemployed persons.

UNEMPLOYMENT - NORTHERN RYUKYUS

	<u>January</u>	<u>February</u>	<u>March</u>
Unskilled laborers	10,386	7,630	6,214
Skilled laborers	759	868	856
Clerks	<u>437</u>	<u>526</u>	<u>517</u>
Total	11,582	9,024	7,587

63. The total number of unemployed persons in the Southern Ryukyus in April was 4,278 of which 548 persons were skilled laborers, 1,216 unskilled laborers, 375 clerks and 2,139 industrial and commercial workers.

INTERISLAND TRADE

64. In March the Southern Ryukyus shipped to Okinawa 750,000 adanba leaves for use in Okinawan industries and seven metric tons of shells for shipment to Japan for button manufacturers.

65. A shipment of raw and floss silk produced on Okinawa was received by the Southern Ryukyus in April.

66. In April 15 salvaged Japanese vehicles were shipped to the Northern Ryukyus and nine to the Southern Ryukyus from Okinawa to be dismantled and used for spare parts.

67. Included in interisland trade in March and April were shipments of lumber and coal from the Southern Ryukyus to Okinawa and a shipment to Okinawa of incense sticks manufactured in the Northern Ryukyus.

INTERISLAND TRADE
March - April

To Okinawa from
Southern Ryukyus

Shells	7 metric tons
Adanba leaves	750,000 leaves
Lumber	18,000 board feet
Coal	880 metric tons

To Okinawa from
Northern Ryukyus

Incense sticks	2.2 metric tons
----------------	-----------------

From Okinawa to
Southern Ryukyus

Silk, raw	.16 metric tons
Silk, floss	.42 metric tons
Fishing rods, bamboo	1,910
Parts, automotive	468
Bowls, rice	600
Pans, boiling	154
Basins, wash	100
Teapots	115
Machines, rice threshing	334
Vehicles, salvaged, Japanese	9

From Okinawa to
Northern Ryukyus

Pots	502
Bowls, rice	300
Vehicles, salvaged, Japanese	15

IMPORTS AND EXPORTS

68. April shipments received in the Ryukyus from Japan included diphtheria toxoid, fertilizer, dry milk and coconut oil.

69. In March the Ryukyus shipped 24 metric tons of shells to Japan.

FOREIGN TRADE
March - April

Imports from Japan

Fertilizer	465.72 metric tons
Hogs	70 head
Postal supplies	.23 metric tons
Coconut oil	292.60 metric tons
Dry milk	632.80 metric tons
Diphtheria toxoid	10,000 vials

Exports to Japan

Shells	24 metric tons
--------	----------------

RATIONING AND PRICE CONTROL

	Paragraph
Food	70
Other Goods.	74
Cost of Living	78

FOOD

70. The Ryukyus produced 64 percent of total subsistence consumed by their inhabitants during March and 72 percent during April.

71. The following native products were released for distribution in the Ryukyus during February and March:

INDIGENOUS FOOD DISTRIBUTION
(metric tons)

	<u>February</u>	<u>March</u>
Sweet potatoes	14,567	10,749
Rice	1,297	1,161
Other cereals	0	366
Fresh fish	148	265
Vegetables	2,295	1,652

72. A total of 4,505 metric tons of imported flour and 1,772 of imported canned goods and dry provisions was distributed in the Ryukyus in March. In April imported food distribution in the Ryukyus totaled 3,031 metric tons of flour and 4,306 metric tons of canned goods and dry provisions.

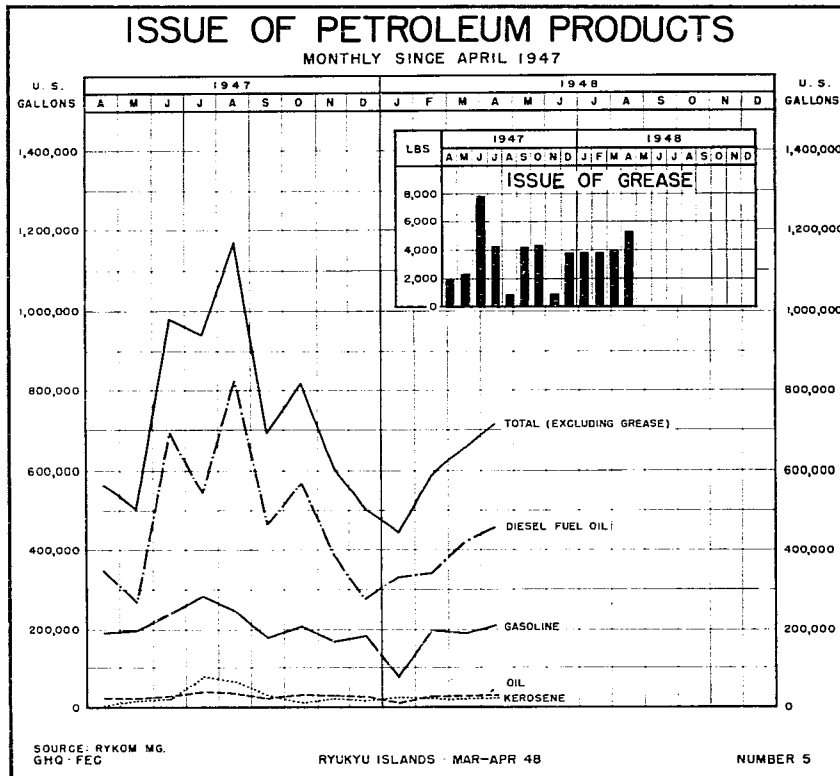
73. Stocks on hand 31 March at the Tengan warehouse, Okinawa, were 9,453 metric tons of foodstuffs and 397 metric tons of salt. A total of 11,036 metric tons of foodstuffs and 246 metric tons of salt was on hand 30 April. Starches comprised the bulk of foodstuffs on hand.

OTHER GOODS

Fuel

74. Seventy-five metric tons of coal were received in Okinawa from Iriomote in March and 152 metric tons were sold to Okinawan industries. Iriomote shipped 305 metric tons of coal to Okinawa and 109 metric tons were sold there in April.

75. A total of 659,045 gallons of petroleum, oil and lubricants was issued in March in the Ryukyus, an increase of 68,710 gallons from February. In addition 3,955 pounds of grease were distributed. Distribution in April totaled 713,101 gallons of petroleum, oil and lubricants and 5,220 pounds of grease.



Incentive Goods

76. Military Government Directive No. 18, 22 March, initiated a food collection program in Okinawa designed to encourage a more equitable distribution of indigenous food. For the delivery of indigenous food to the nearest approved market or store, the producer is permitted to purchase one package of American cigarettes at ¥ 5 per package plus tax for the delivery of one pound of rice, dried fish or dried beans, one-half pound of salt, 10 pounds of vegetables, 12 pounds of sweet potatoes, five pounds of fresh fish or two pounds of miso or shoyu.

Trade Goods

77. An estimated 4,797 metric tons of trade goods were distributed in the Ryukyus in March and 38,237 metric tons were distributed in April. The sharp increase in tonnage in April resulted from distribution of large quantities of heavy construction goods. Other trade goods distributed both months included wearing apparel, tenting and building material, hardware, hospital supplies and miscellaneous equipment. The bulk of these goods was distributed in Okinawa.

COST OF LIVING

78. Maximum Price List No. 7, issued 10 April, established prices on salt at ¥ 0.80 wholesale and ¥ 0.90 retail per pound. These prices apply to imported as well as domestic salt. The retail price for one short ton of ice was set at ¥ 106.

SECTION 3

FINANCE

C O N T E N T S

	Paragraph
Money and Banking	1
Public Finance.	4

MONEY AND BANKING

Currency

1. Currency in custody of the Department of Finance, Military Government, and available for disbursement amounted to ¥ 166,315,000 on 31 March. In addition funds amounting to ¥ 83,649,000 were in custody of the Military Government but were temporarily not available for disbursement.

Currency in custody 30 April aggregated ¥ 213,428,000, an increase of ¥ 47,113,000 in the month due to internal transference of funds.

CURRENCY IN CUSTODY a/
(thousands of yen)

	<u>31 March</u>	<u>30 April</u>
Bank of Japan notes		
Headquarters Disbursing Officer	48,567	49,009
Type B supplemental notes		
Headquarters Disbursing Officer	77,897	66,989
Okinawa-gunto	4,220	31,323
Northern Ryukyus	35,631	36,079
Southern Ryukyus	<u>0</u>	<u>30,028</u>
Total	166,315	213,428

a/ Available for disbursement.

2. Disbursements in March and April, exclusive of funds transferred from the disbursing agent, exceeded receipts by ¥ 5,544,650 and ¥ 9,855,908 respectively.

Payrolls for native employees accounted for 81.4 percent of the ¥ 8,383,491 expenditures in March. In April expenses of the Okinawa Civilian Administration were 71 percent of the month's disbursements of ¥ 26,943,024.

CURRENCY RECEIVED AND DISBURSED
(yen)

<u>Receipts</u>	<u>March</u>	<u>April</u>
Okinawa-gunto		
Village (mura) store sales	0	10,183,608
General taxes	0	1,460,451
Import-Export Board	0	620,990
Income from monopolies	0	494,001
Subsistence furnished native employees	428,790	239,173
Income tax	332,764	208,109
Sale of clothing and supplies	267,698	4,992
Court fines	19,949	120,536
Collections for students in Japan	8,500	18,300
Receipt or return of funds from agents	<u>11,948</u>	<u>68,489</u>
Total	1,069,649	13,418,649
Northern Ryukyus		
General taxes	0	546,709
Sale of food, fuel and supplies	1,477,397	1,948,615
Court fines	176,534	7,847
Income from monopolies	84,362	126,993
Other	<u>30,899</u>	<u>329,870</u>
Total	1,769,192	2,960,034
Southern Ryukyus		
Sale of fuel	0	385,094
Import-Export Board	<u>0</u>	<u>323,339</u>
Total	0	708,433
Transferred from disbursing agent	158,454,786	56,968,936
Grand total	161,293,627	74,056,052
<u>Disbursements</u>		
Okinawa-gunto		
Okinawa Civilian Administration	0	19,116,967
Payroll for native employees	6,803,261	4,639,183
Purchase of local supplies	31,400	37,000
Transfer to students in Japan	10,000	37,568
Transfer to repatriates	0	32,707
Other	<u>1,521</u>	<u>1,087</u>
Total	6,846,182	23,864,512
Northern Ryukyus		
Payroll for native employees	19,012	19,994
Transfer to students in Japan	2,401	0
Expense of resale of food, clothing and other supplies	106,722	681,427
Budgetary appropriations	1,409,174	1,776,501
Other	<u>0</u>	<u>5,670</u>
Total	1,537,309	2,483,592

<u>Disbursements</u>	<u>March</u>	<u>April</u>
Southern Ryukyus		
Payroll for native employees	0	36,710
Budgetary appropriations	0	558,210
Total	0	594,920
Grand total	8,383,491	26,943,024

Financial Institutions

3. Deposits of personal funds in the principal financial institutions of the Northern Ryukyus exceeded withdrawals by ¥ 935,575 in February and by ¥ 5,166,482 in March. Agricultural Association receipts accounted for 52.2 percent of the deposits in March.

DEPOSITS AND WITHDRAWALS Northern Ryukyus (yen)

	<u>Deposits</u>		<u>Withdrawals</u>	
	<u>February</u>	<u>March</u>	<u>February</u>	<u>March</u>
Post offices	1,920,982	4,298,627	1,505,694	1,923,593
Naze Credit Association	660,667	795,422	232,825	707,448
Banks	260,134	4,557,325	293,968	4,579,095
Agricultural Association	361,287	11,237,761	212,817	8,555,001
Mutual Finance Association	190,516	621,275	212,707	579,791
Total	3,393,586	21,510,410	2,458,011	16,343,928

PUBLIC FINANCE

Budget

4. A rehabilitation budget for the Provisional Government, Northern Ryukyus, providing ¥ 2,531,161 to purchase materials for the reconstruction of war-damaged roads and bridges, received final approval.

Taxation

5. The following orders amending and supplementing tax regulations were put into effect in the Ryukyu Islands between 25 February and 9 April.

- (1) Okinawa-gunto Military Government Directive No. 17, 16 March.
- (2) Northern Ryukyus Orders Nos. 4 to 12, 11 March.
- (3) Miyako Provisional Government Ordinance No. 5, 31 March.

- (4) Yaeyama Provisional Government Bulletin No. 14,
25 February; No. 19, 19 March; and No. 22, 9 April.

COMMANDER IN CHIEF
FAR EAST

SUMMATION
of
UNITED STATES ARMY
MILITARY GOVERNMENT
ACTIVITIES
in the
RYUKYU ISLANDS

Number 10

March-April 1948

PART IV
SOCIAL

	Page
Section 1. Public Health and Welfare	53
Section 2. Education, Culture and Religion	61

0418

SECTION 1
PUBLIC HEALTH AND WELFARE

C O N T E N T S

	Paragraph
Preventive Medicine	1
Veterinary Affairs.	3
Medical and Hospital Affairs.	6
Supply.	7
Public Assistance	12
Repatriation.	17
Vital Statistics.	18

PREVENTIVE MEDICINE

Communicable Diseases

1. There were 5,016 cases of malaria, 2,969 cases of trachoma and 1,151 cases of influenza in March while totals of all other communicable diseases ranged from 20 to 364. See the graphs on the following two pages.

COMMUNICABLE DISEASE CASES

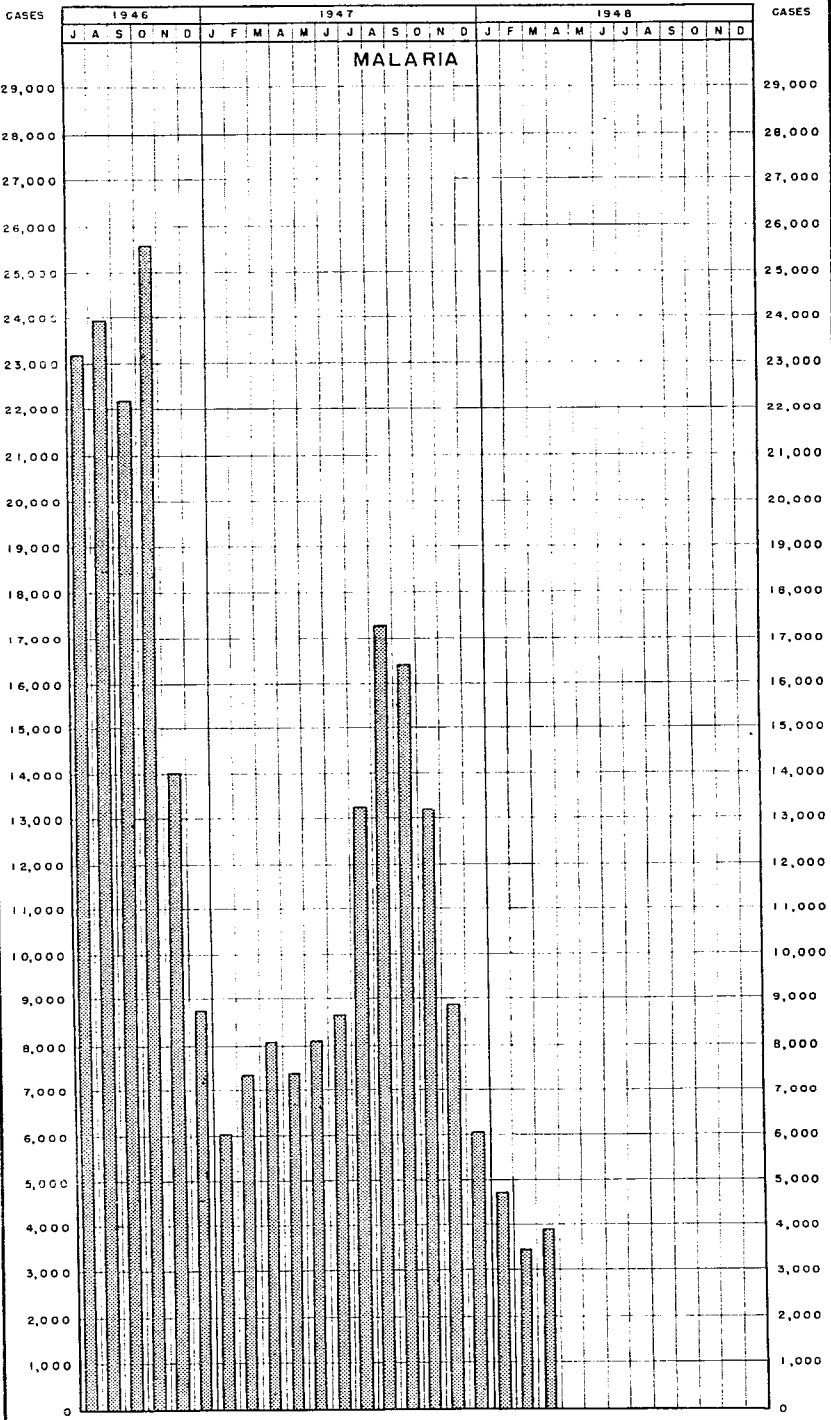
	<u>Okinawa-gunto</u>		<u>Northern Ryukyus</u>		<u>Southern Ryukyus</u>	
	<u>February</u>	<u>March</u>	<u>March</u>	<u>April</u>	<u>March</u>	<u>April</u>
Malaria	3,446	3,898	12	12	1,106	506
Trachoma	2,549	2,775	46	49	148	272
Influenza	1,054	1,004	0	0	147	276
Amoebic dysentery	6	12	32	66	21	4
Whooping cough	187	238	77	43	23	2
Mumps	289	241	0	5	10	28
Tuberculosis	218	228	83	91	31	25
Measles	37	44	131	13	78	8
German measles	97	190	0	0	0	62
Pneumonia	107	220	26	27	118	250
Filariasis	24	33	10	14	53	38
Diphtheria	16	18	0	2	2	0
Chickenpox	63	48	0	2	38	15

Sanitation

2. There were 255,271 feet of drainage ditches and 2,447 latrines constructed in Okinawa-gunto in February and March, increases of 84 and 26 percent respectively over the preceding two months. The total number of wells dug was 105, a decline of 49 percent from the December and January total.

COMMUNICABLE DISEASES

OKINAWA-GUNTO - NEW CASES MONTHLY SINCE JULY 1946



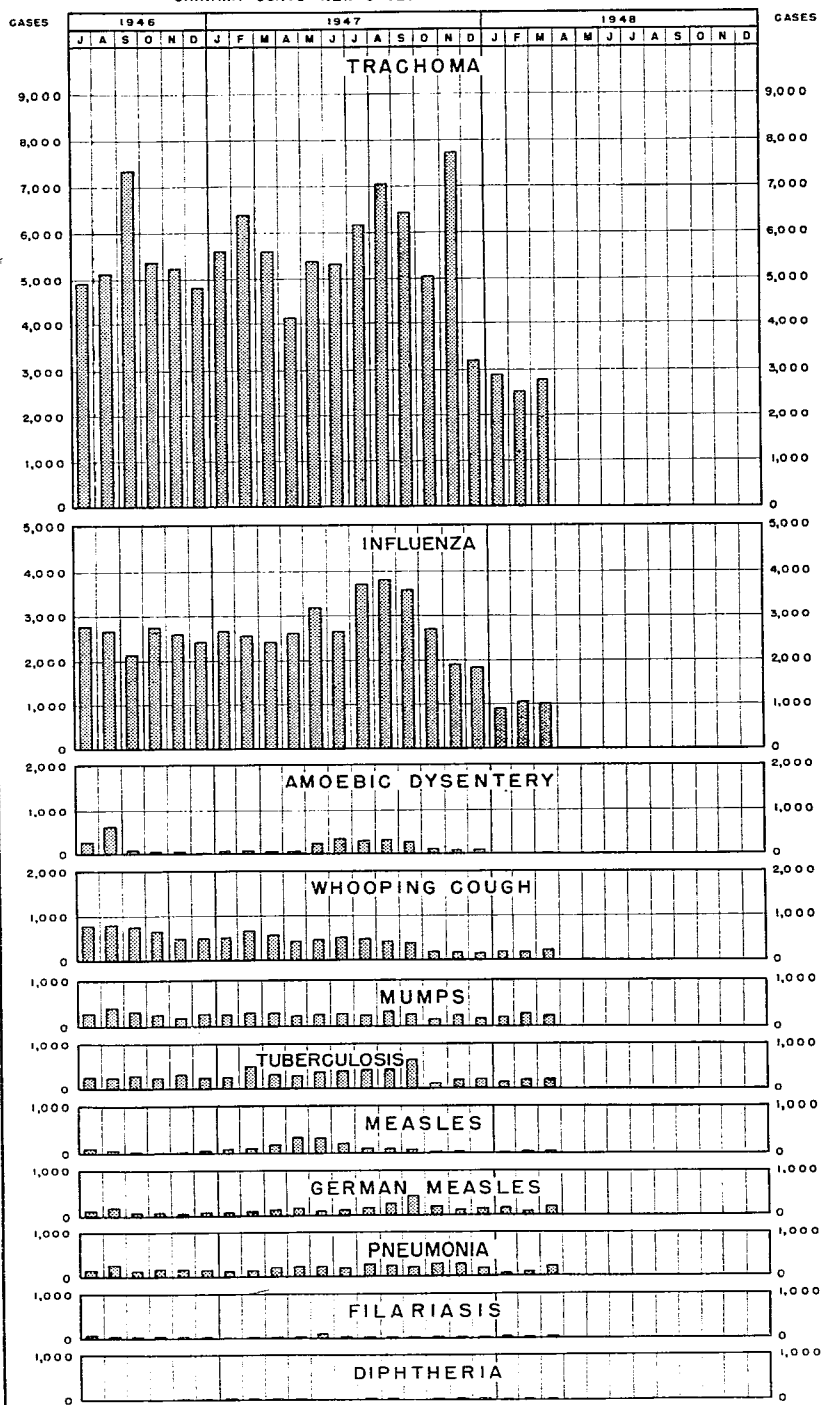
SOURCE : RYKOM MG.
GHQ - FEC

RYUKYU ISLANDS - MAR - APR 48

NUMBER 6 A

COMMUNICABLE DISEASES

OKINAWA-GUNTO - NEW CASES MONTHLY SINCE JULY 1946



SOURCE: RYKOW MG.
GHQ - FEC

SANITATION ACTIVITIES

	<u>Okinawa-gunto</u>		<u>Northern Ryukyus</u>		<u>Southern Ryukyus</u>	
	<u>February</u>	<u>March</u>	<u>March</u>	<u>April</u>	<u>March</u>	<u>April</u>
Drainage ditches (feet)						
Constructed	100,448	154,823	0	0	0	0
Serviced	1,625,588	1,957,332	0	0	220,121	1,500
Latrines						
Constructed	1,048	1,339	67	12	13	32
Closed	319	390	5	0	0	-
Maintained	176,296	73,940	-	-	7,878	3,420
Wells						
Constructed	25	80	7	16	2	-
Closed	1	3,799	0	0	-	-
Cleaned	499	482	0	0	1,898	1,254
Houses sprayed	82,821	14,703	0	5	-	-

In the Southern Ryukyus 340 restaurants, 76 barber shops and 26 ships were inspected in March by sanitation officers. In April 57 restaurants, 43 barber shops and 13 ships were inspected.

VETERINARY AFFAIRS

3. There were no reportable diseases in Okinawa-gunto of cattle, horses and goats in February and March, but cases of swine pest numbered one in February and 17 in March and deaths totaled one and eight respectively. There were also four cases of swine erysipelas in February compared with the revised figures of 41 in December and 23 in January.

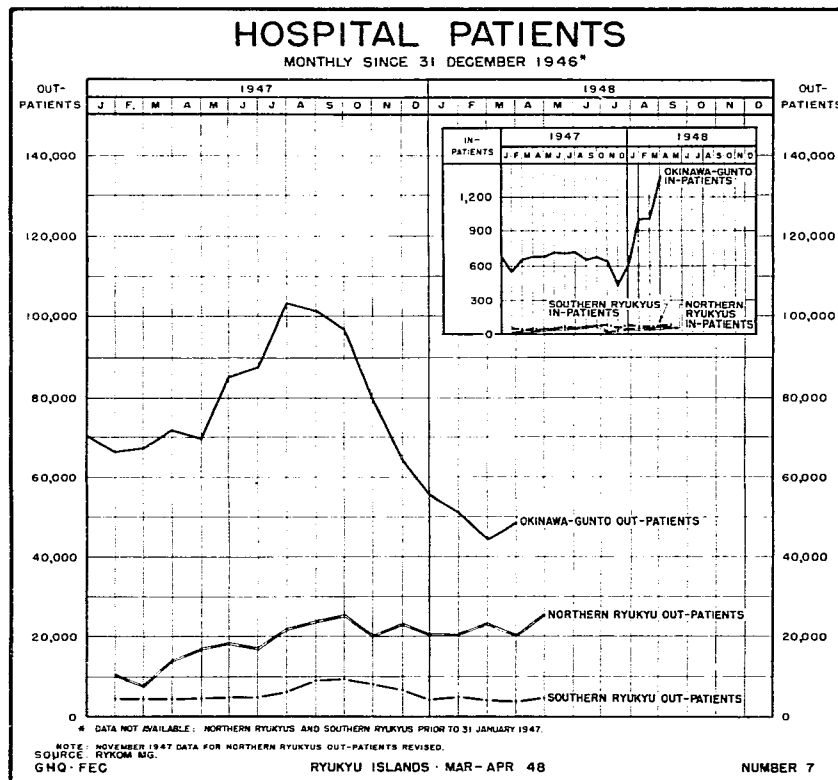
Other diseases caused the death of 52 swine, four horses, three goats and two cows in February, compared with the revised figures of one cow, nine horses, 46 swine and two goats in January. Of the 52 swine deaths in February 39 were from gastroenteritis. In March animal deaths numbered 40 swine, six goats, four cows and one horse. Of the 40 swine deaths 22 were from gastroenteritis.

4. Farm animals slaughtered in Okinawa-gunto numbered 211 swine and three goats in February and 32 swine and four goats in March with no carcasses condemned, compared with the revised December and January totals of 682 swine and five goats with no condemnation of carcasses.

5. In the Southern Ryukyus 359 farm animals were slaughtered and examined and 40 carcasses were condemned in February. In March 370 were slaughtered and examined with 34 carcasses condemned, compared with the revised total of 922 swine slaughtered and 91 carcasses condemned in December and January.

MEDICAL AND HOSPITAL AFFAIRS

6. In-patients treated in the Ryukyus in March numbered 1,503 compared with 1,111 in February. Out-patients numbered 72,114 in March, an increase of 5,572 patients over the revised February figures.



MEDICAL TREATMENTS

	<u>Okinawa-gunto</u>		<u>Northern Ryukyus</u>		<u>Southern Ryukyus</u>	
	<u>February</u>	<u>March</u>	<u>March</u>	<u>April</u>	<u>March</u>	<u>April</u>
In-patients	1,007	1,380	49	60	74	79
Out-patients	44,449	48,556	19,934 <u>a/</u>	25,195 <u>a/</u>	3,624 <u>b/</u>	4,412 <u>b/</u>
Bed capacity	1,581	1,581	30	30	129	118

a/ Includes private physicians' reports.

b/ Not including private physicians' reports.

Of the 1,581 beds in Okinawa-gunto hospitals and dispensaries reported 29 February, approximately 58 percent were located in the Okinawa Central Hospital and the 97 dispensaries.

HOSPITAL BED CAPACITY

Okinawa-gunto

Okinawa Central Hospital	450
Nago Hospital	200
Jinzu Hospital	120
Ishikawa District Hospital	75
Maebaru District Hospital	75
Chinen District Hospital	100
Shuri District Hospital	100
Dispensaries (97)	<u>461</u>
Total	1,581

SUPPLY

Sanitation

7. Two GARIOA shipments of 10 percent DDT dust amounting to 406,770 pounds were received in Okinawa from the United States. In addition the Public Health Department of the Okinawa Civilian Administration received 68,500 pounds of DDT concentrate and 16,500 pounds of 10 percent DDT dust from the surplus U. S. Navy supply.

8. A total of 13,821 gallons of DDT in oil and 5,261 gallons of penite were expended for sanitation activities.

9. The Mosquito Control Section of the Okinawa Civilian Administration continued the distribution of sanitation supplies to native villages. In March insect repellent in two-ounce bottles was added to the distribution list.

DISTRIBUTION OF SANITATION SUPPLIES
Okinawa-gunto

	<u>Unit</u>	<u>March</u>	<u>April</u>
Diesel oil	gallon	1,980	21,285
Rat traps	each	5,800	3,300
Rat bait	pound	150	50
Rat poison	pound	0	20
Insect repellent (two-ounce bottles)	each	421,368	181,936
DDT concentrate	pound	720	7,740
10 percent DDT dust	pound	17,935	92,520
Liquid insecticide	gallon	0	10,000
Decontaminators	each	12	62
Hand dusters	each	11	22

10. Miscellaneous medical supplies and equipment received from surplus U. S. Army and Navy stocks totaled 415,499 pounds in March and 481,439 pounds in April.

11. Medical supplies and equipment distributed totaled 157,973 pounds compared with 98,565 pounds for the preceding two months.

MEDICAL SUPPLY DISTRIBUTION

	<u>Okinawa-gunto</u>		<u>Northern Ryukyus</u>		<u>Southern Ryukyus</u>	
	<u>March</u>	<u>April</u>	<u>March</u>	<u>April</u>	<u>March</u>	<u>April</u>
Surgical dressings	14,515	800	600	-	500	-
Drugs and biologicals	15,300	50,800	8,400	1,000	37,000	500
Equipment	3,678	6,700	930	12,000	550	4,700

PUBLIC ASSISTANCE

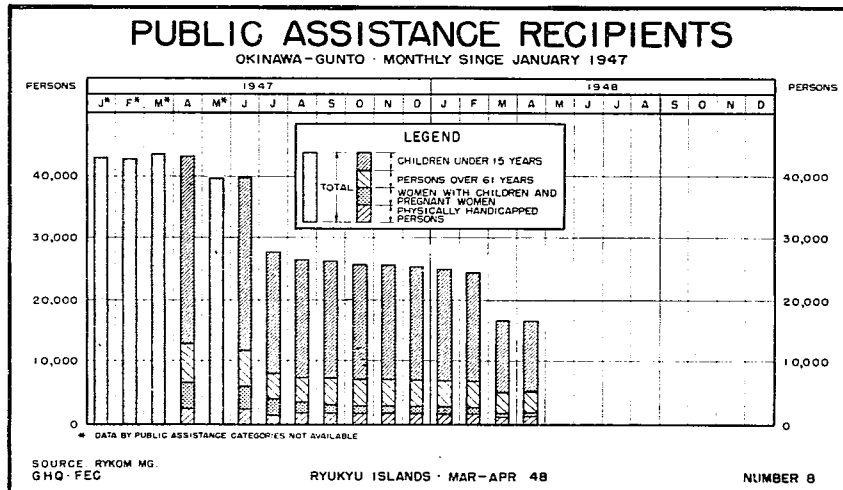
12. LARA shipments of 9,730 pounds of soybeans were received on Okinawa in March and were distributed throughout the Ryukyus.

Okinawa-gunto

13. Relief cases on Okinawa-gunto numbered 16,610 in April, a decline of 33 from March, 7,661 from February and 8,210 from January.

RELIEF CASES
Okinawa-gunto

	March	April
Under 15 years old	11,422	11,240
Over 61 years old	3,301	3,395
Pregnant women	8	9
Invalids	753	742
Deformed persons	525	566
Women with children	634	658
Total	16,643	16,610



Southern Ryukyus

14. In March Miyako contributed to the needy 240 pounds of food and clothing and ¥ 19,860. In Yaeyama relief contributions in March totaled 1,268 pounds of food and ¥ 6,317; in April 1,268 pounds of food and ¥ 6,317.

15. The Miyako Charity Hospital gave relief medical services to 1,295 persons in March.

Resettlement

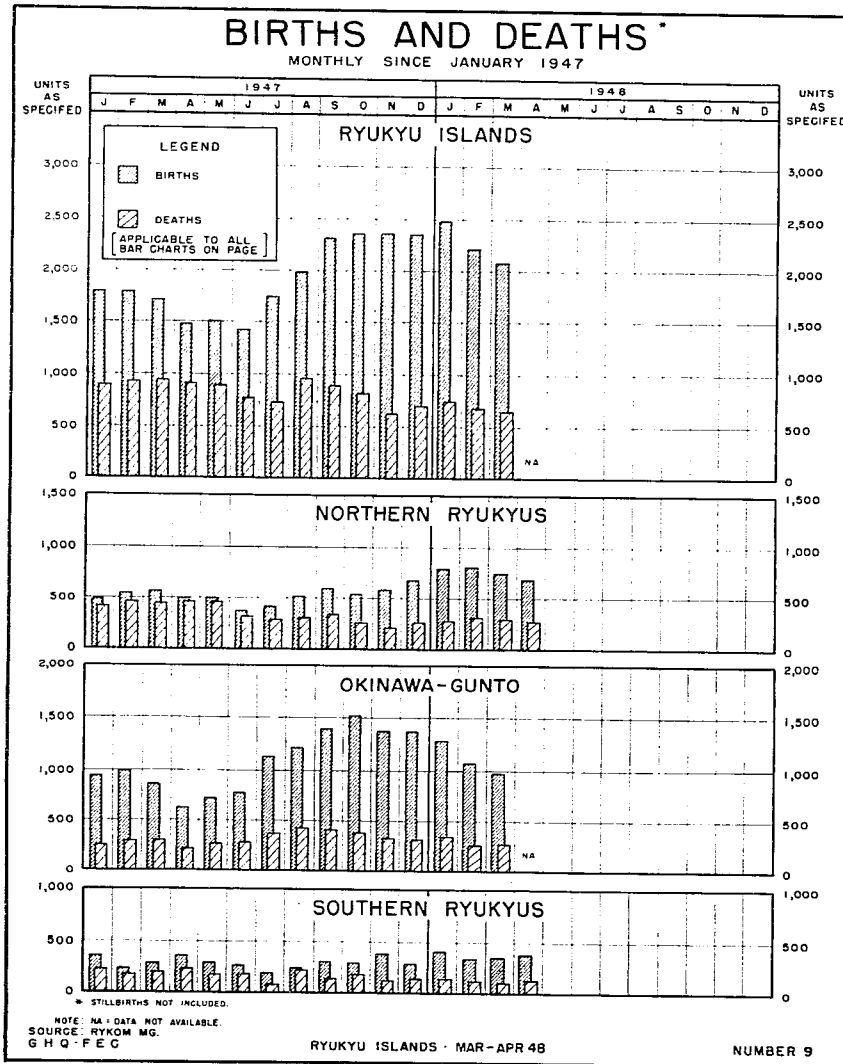
16. Land released to Okinawans for resettlement in April totaled 30.7 acres.

REPATRIATION

17. Ryukyuan repatriates numbered 786 in March and February. Three hundred ten went to Okinawa, 404 to the Northern Ryukyus and 72 to the Southern Ryukyus.

VITAL STATISTICS

18. March births in the Ryukyus numbered 2,081, a decrease of 129 from February; deaths totaled 653, a decline of 31 from the preceding month.



VITAL STATISTICS

	<u>Okinawa-gunto</u>		<u>Northern Ryukyus</u>		<u>Southern Ryukyus</u>	
	<u>February</u>	<u>March</u>	<u>March</u>	<u>April</u>	<u>March</u>	<u>April</u>
Births	1,071	974	749	683	358	380
Deaths	257	263	291	275	99	126
Stillbirths	8	5	8	6	0	0
Marriages	452	542	242	274	170	155
Divorces	70	99	38	25	49	12

SECTION 2

EDUCATION, CULTURE AND RELIGION

C O N T E N T S

	Paragraph
Education	1
Culture	17
Religion.	21

EDUCATION

School Statistics

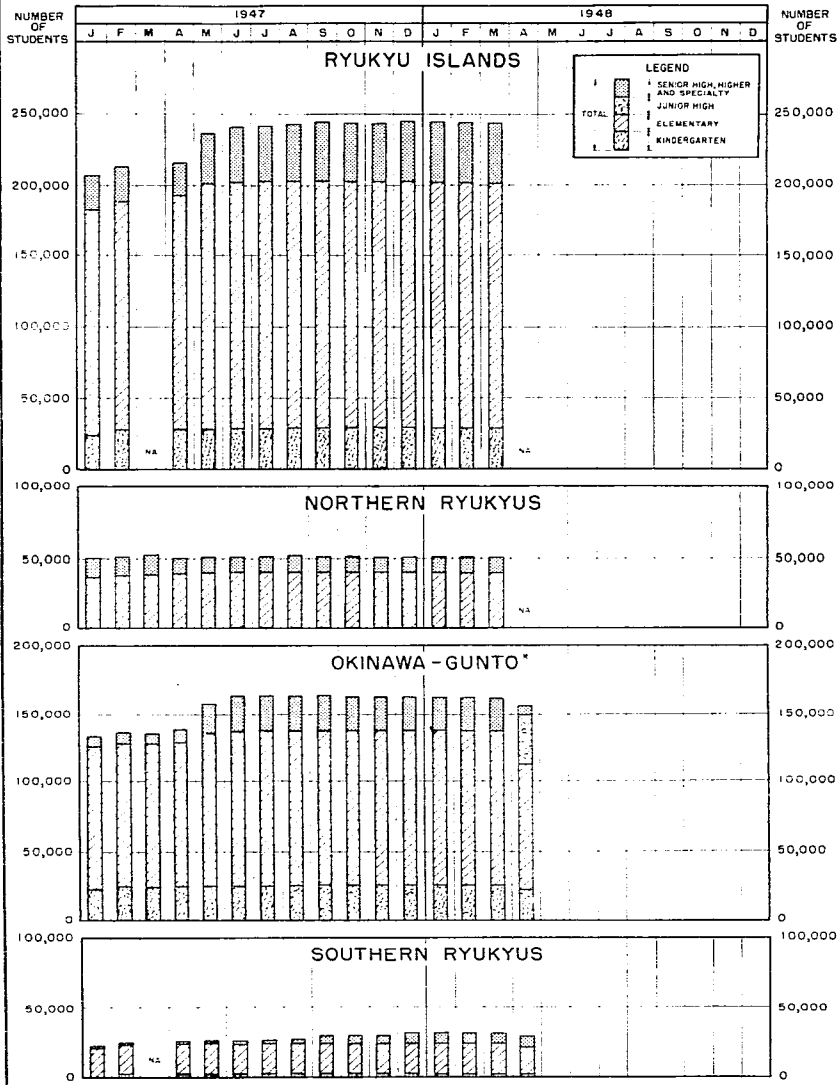
1. School attendance in the Ryukyus during April showed a slight decrease from the March attendance, continuing the decline that started last year.

SCHOOL ENROLLMENT

	<u>Schools</u>		<u>Teachers</u>		<u>Pupils</u>	
	<u>26 March</u>	<u>26 April</u>	<u>26 March</u>	<u>26 April</u>	<u>26 March</u>	<u>26 April</u>
Okinawa-gunto						
Kindergarten	138	138	582	585	25,993	22,763
Elementary	143	143	2,867	2,159	111,956	89,474
Junior high <u>a/</u>	0	45	0	800	0	37,074
Senior high	13	13	287	287	8,174	6,751
Technical high	3	3	47	49	434	434
Industrial high <u>a/</u>	25	0	279	0	15,065	0
Higher	<u>2</u>	<u>2</u>	<u>21</u>	<u>21</u>	<u>225</u>	<u>297</u>
Total	324	344	4,083	3,901	161,847	156,733
Northern Ryukyus <u>b/</u>						
Kindergarten	3	3	12	12	272	272
Primary	102	102	1,163	1,163	39,697	39,697
High	3	3	54	54	2,006	2,006
Technical high	<u>28</u>	<u>28</u>	<u>209</u>	<u>209</u>	<u>8,496</u>	<u>8,496</u>
Total	136	136	1,438	1,438	50,471	50,471
Miyako-retto						
Kindergarten	17	17	53	53	1,775	1,775
Elementary	17	17	312	244	14,307	11,518
Junior high	2	2	28	38	869	798
Senior high	-	9	-	142	-	4,274
Agriculture and fisheries high	2	2	17	22	169	169
Vocational	17	-	97	-	3,554	-
English teachers' training	<u>1 c/</u>	<u>1 c/</u>	<u>5</u>	<u>12</u>	<u>42</u>	<u>32</u>
Total	56	48	512	511	20,716	18,566

SCHOOL ENROLLMENT

ON LAST DAY OF EACH MONTH SINCE JANUARY 1947



SCHOOL	AREA	AVERAGE NUMBER OF STUDENTS PER TEACHER AS OF 31 MARCH 1948									
		0	5	10	15	20	25	30	35	40	45
SCHOOLS	RYUKYU ISLANDS	[Bar chart showing average students per teacher]									
	NORTHERN RYUKYUS	[Bar chart showing average students per teacher]									
	OKINAWA-GUNTO	[Bar chart showing average students per teacher]									
	SOUTHERN RYUKYUS	[Bar chart showing average students per teacher]									
KINDERGARTENS	RYUKYU ISLANDS	[Bar chart showing average students per teacher]									
	NORTHERN RYUKYUS	[Bar chart showing average students per teacher]									
	OKINAWA-GUNTO	[Bar chart showing average students per teacher]									
	SOUTHERN RYUKYUS	[Bar chart showing average students per teacher]									
ELEMENTARY SCHOOLS	RYUKYU ISLANDS	[Bar chart showing average students per teacher]									
	NORTHERN RYUKYUS	[Bar chart showing average students per teacher]									
	OKINAWA-GUNTO	[Bar chart showing average students per teacher]									
	SOUTHERN RYUKYUS	[Bar chart showing average students per teacher]									
JUNIOR HIGH, SENIOR HIGH, HIGHER AND SPECIALTY SCHOOLS	RYUKYU ISLANDS	[Bar chart showing average students per teacher]									
	NORTHERN RYUKYUS	[Bar chart showing average students per teacher]									
	OKINAWA-GUNTO	[Bar chart showing average students per teacher]									
	SOUTHERN RYUKYUS	[Bar chart showing average students per teacher]									

* INCLUDES ENROLLMENT FROM 60 COMBINED ELEMENTARY AND JUNIOR HIGH SCHOOLS LISTED AS ELEMENTARY SCHOOLS

NOTE: NA = DATA NOT AVAILABLE.
SOURCE: RYKOW MC.
GHQ - FEC

RYUKYU ISLANDS · MAR - APR 48

NUMBER 10

	Schools		Teachers		Pupils	
	26 March	26 April	26 March	26 April	26 March	26 April
Yaeyama-retto						
Kindergarten	3	3	11	12	293	293
Elementary	17	17	186	184	7,371	7,372
Junior high	1	1	15	15	402	402
Senior high	1	1	10	10	138	133
Agriculture and forestry high	1	1	14	14	201	171
Vocational	<u>11</u>	<u>11</u>	<u>55</u>	<u>55</u>	<u>2,121</u>	<u>1,989</u>
Total	34	34	291	290	10,526	10,360

- a/ Industrial high schools were discontinued as of 1 April and junior high schools were established.
- b/ February and March figures. All Northern Ryukyus school attendance figures are reported one month late.
- c/ School uses facilities of Girls' Junior High School.

Okinawa-gunto

2. The public school system of Okinawa-gunto adopted the 6-3-3 system 1 April to begin standardization of all public schools of the Ryukyus, teacher training and textbooks.

3. The 25 industrial high schools were discontinued 1 April and were replaced by 45 new junior high schools. Sixty of the elementary schools are combined elementary and junior high schools. The industrial high schools had been established a year ago as a temporary measure to take care of the large number of students.

4. Former Okinawa institutions and agencies under control of the Okinawa Civilian Administration which are now considered to be Ryukyuan in scope were placed under Military Government control to relieve the Okinawa Civilian Administration of financial support of activities no longer solely Okinawan in character.

The Teachers' Training School and the Foreign Language School located at Gushikawa, Okinawa, were opened to students from all islands of the Ryukyus on a quota basis. Eighteen students from the Northern Ryukyus enrolled. The schools, formerly under the Okinawa Civilian Administration, were placed under the control of Military Government.

The Adult Education Program, formerly a function of the Culture Department of the Okinawa Civilian Administration, was also placed under Military Government as a Ryukyus agency 1 April.

5. One new elementary school was established at Kina, Yomita Mura, in March.

6. Graduation exercises were held in March for approximately 1,800 students enrolled in high schools, the Teachers' Training School and the Foreign Language School of Okinawa.

7. The Okinawa Teachers' Association held its annual meeting at Chinen, Okinawa.

High-school exhibits of arts and crafts were held at Koza, Nago and Maebaru in March.

8. Approximately 180 teachers on Okinawa resigned during April to obtain nongovernmental employment at higher salaries.

Southern Ryukyus

9. Pay increases for teachers and compilation of textbooks for primary schools were discussed during March by Yaeyama school authorities.

10. On 1 April Miyako adopted the 6-3-3 education system, and principals of all schools met 5 April to discuss the new system.

11. A gymnastic meet was held 19 April at Shimojo Village, Miyako. Educational films were shown 20 times during the month at various schools in Miyako to audiences totaling 20,460 people.

Supplies

12. During April two quonsets and 20 tent-frame buildings were added to the Teachers' Training School.

13. Sixty 16mm projectors and screens to be used in the Ryukyus adult education program were received in Okinawa in April while the Northern Ryukyus received fourteen five-kilowatt generators and two movie projectors from Okinawa. Projection and generator mechanics are being trained.

14. A supply of 100,000 sheets of paper was made available to the schools in the Northern Ryukyus through the Central Agriculture Association.

15. Military Government sources shipped 3,000 uniform caps to the Southern Ryukyus in April.

16. School supplies shipped to the Ryukyus in March for distribution to schools included:

SCHOOL SUPPLIES RECEIVED
March

	<u>Unit</u>	<u>Northern Ryukyus</u>	<u>Southern Ryukyus</u>
Baseballs	each	110	0
Bats, baseball	each	0	65
Books, Japanese phrase	each	0	1,600
Cans, water	each	0	221
Film, movie	reel	9	7
Generators, 5 kw	each	8	7
Ink, printing	gallon	0	10
Paper, mimeograph	ream	10,572	9,288
Projectors, movie	each	1	2
Softballs	each	528	0
Stencils, mimeograph	quire	0	15
Volleyballs	each	15	0

CULTURE

17. At the end of March functions of the Culture Department of the Okinawa Civilian Administration were assumed by the Education Department with supervision over libraries, museums, fine arts, theaters and adult education. The public information functions were transferred to the Chiji's Secretariat.

18. An exhibit of paintings, pottery and woodwork was held in Chinen, Okinawa, 20 March.

19. In the Northern Ryukyus 67 players from four actors' guilds

provided public entertainment at Naze and Koniya.

The Young Men's and Young Women's Associations conducted weekly meetings with lectures on English, civics, agricultural affairs, current events, personal hygiene, sanitation and current economic problems.

20. In the Southern Ryukyus regular stage performances continued featuring Ryukyuan plays and dances.

The Miyako library was patronized by 657 persons in April.

The English-speaking citizens of Miyako held English classes nightly. Average attendance was 340 persons.

RELIGION

21. Christian church activities in March and April in the Southern Ryukyus were as follows:

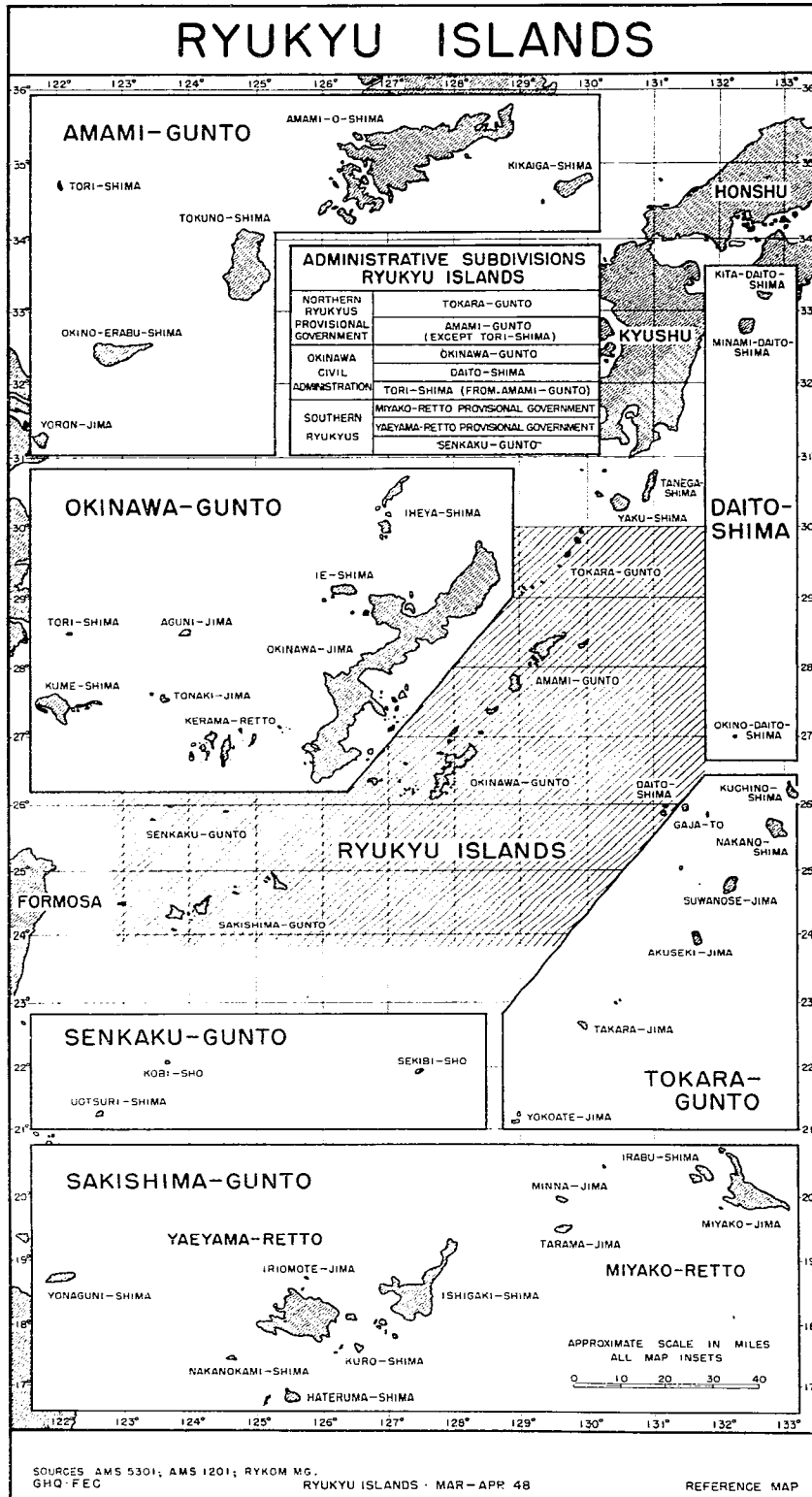
CHRISTIAN CHURCH ACTIVITIES Southern Ryukyus

	<u>March</u>	<u>April</u>
Church services	12	4
Average attendance	330	180
Sunday school services	4	4
Average attendance	200	150
Prayer meetings	-	4
Average attendance	-	70
Baptismal services	-	4
Average attendance	-	120
Leper colony services	4	8
Prison services	-	30

22. The Christian churches in Miyako-retto held prayer meetings each Tuesday at dawn and baptismal services three Sundays in March.

23. Buddhist services were held daily in Miyako-retto in March and April.

RYUKYU ISLANDS



△ 0433